



## 3 Apsley House

Waterloo Lane, Chelmsford, CM1 1BD

£900 PCM



Welcome to Apsley House, a modern and stylish flat located on Waterloo Lane in the heart of Chelmsford. This purpose-built property, completed in 2016, offers a contemporary living experience that is perfect for individuals or couples seeking a comfortable home.

With easy access to the vibrant city centre of Chelmsford, where you can enjoy a variety of shops, restaurants, and leisure facilities. The location also benefits from excellent transport links, making it an ideal choice for commuters.

This new flat combines modern living with a prime location, making it a fantastic opportunity for those looking to settle in Chelmsford.



## ENTRANCE

Communal front door and stairs to all floors.

## LOUNGE 20'7" x 14'0" (6.27 x 4.27)

Wooden front door, wood effect flooring to floor. Windows to front aspect. Down lights to ceiling. Electric heater to wall.

## KITCHEN

Selection of wall and base units, integrated electric cooker and 4 ring hob with extraction over, fridge and washing machine.

## BEDROOM 11'11" x 8'3" (3.63 x 2.51)

Wooden flooring, fitted wardrobe with sliding mirrored doors. Down lights to ceiling. Window to side aspect. Electric heater to wall.

## BATHROOM 6'11" x 6'2" (2.11 x 1.88)

Walk in shower cubicle, WC & washbasin. Window to front and side aspect.

## INFORMATION

Holding fee: £207.00

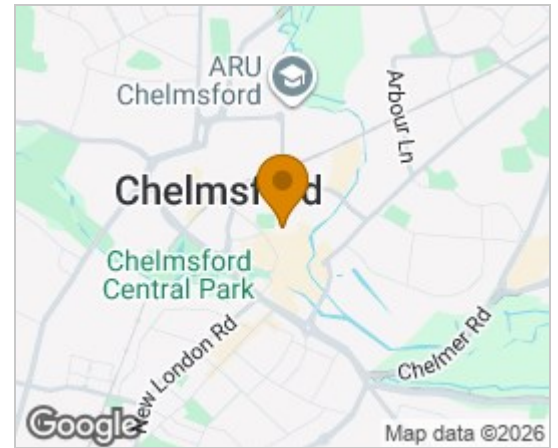
Deposit: £1038.00

Applicants must be able to show an annual income of £27,000 or more.


Available from: mid-late May 2026

NO PARKING WITH THE PROPERTY

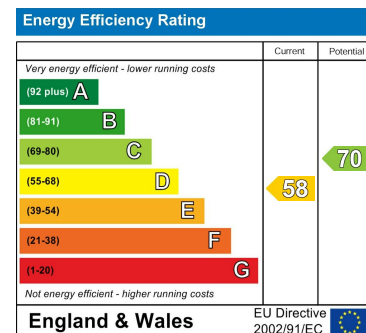
## Area Map



## Floor Plans



## Energy Efficiency Graph



These particulars, whilst believed to be accurate are set out as a general outline only for guidance and do not constitute any part of an offer or contract. Intending purchasers should not rely on them as statements of representation of fact, but must satisfy themselves by inspection or otherwise as to their accuracy. No person in this firm's employment has the authority to make or give any representation or warranty in respect of the property.

65 New London Road, Chelmsford, Essex, CM2 0ND

Tel: 01245 266088 Email: [property@elwelltaylor.co.uk](mailto:property@elwelltaylor.co.uk) <https://www.elwelltaylor.co.uk>