



**17 Parkland Close, Mansfield,
Nottinghamshire, NG18 4PP**

No Chain £385,000

Tel: 01623 626990

 **RICHARD
WATKINSON
PARTNERS**

Surveyors, Estate Agents, Valuers, Auctioneers

- Detached Bungalow
- Spacious Accommodation: 1369 Sq Ft
- Open Plan Lounge/Dining Room
- Gas Central Heating (Combi Boiler)
- Block Paved Driveway & Single Garage
- Potential for Improvement
- Two Spacious Double Bedrooms
- Kitchen/Breakfast Room & Utility
- Good Sized Plot (0.18 Acres)
- Sought After Berry Hill Location

A two double bedroom detached bungalow located in a highly sought after Berry Hill location on Parkland Close. The property would benefit from some general upgrading and modernisation and offers prospective buyers an opportunity to put their own mark on the property.

The property has gas central heating (combi boiler) and UPVC double glazing with the exception of one window. The property provides a spacious layout of living accommodation extending to circa 1369 sq ft comprising a good sized entrance porch and entrance hall, lounge open plan to a dining room, kitchen, rear lobby, WC, walk-in storage cupboard, utility, two spacious double bedrooms and a shower room.

The property is offered to the market with the benefit of no upward chain.

OUTSIDE

The property occupies a good sized plot extending to circa 0.18 acre, set back from the close behind a low walled boundary frontage. A block paved driveway leads to a single garage. The block paving continues to a path leading to the front entrance door and across the front of the property. The front garden features gravel areas, lawns and borders with ample plants and shrubs. To the rear of the property, there is a good sized garden enjoying a good degree of privacy featuring an extensive patio which extends across the full width of the property connecting to wide paths to each side of the property with gates leading to the front. The garden has lawn sections and a gravel path which leads to a circular patio area surrounded by a low stone wall boundary. There is a shed and a pathway with borders with plants and shrubs at the end of the garden.

A UPVC DOUBLE GLAZED FRONT ENTRANCE DOOR PROVIDES ACCESS THROUGH TO THE:

ENTRANCE PORCH

With tiled floor, large double glazed window to the front elevation and connecting obscure glazed door leading through to the:

ENTRANCE HALL

19'2" x 8'8" (5.84m x 2.64m)

With radiator, coving to ceiling, built-in cloaks cupboard with ample shelving and overhead storage cupboard and a separate built-in airing/linen cupboard with ample shelving and overhead storage cupboard.

LOUNGE

14'10" x 14'10" (4.52m x 4.52m)

Having a large stone fireplace with inset electric fire, radiator, coving to ceiling and double glazed window to the front elevation. Open plan archway leads to:

DINING ROOM

11'10" x 11'1" (3.61m x 3.38m)

With radiator, coving to ceiling and double glazed window to the rear elevation.

KITCHEN/BREAKFAST ROOM

12'6" x 10'11" (3.81m x 3.33m)

Having wall cupboards, base units and drawers with laminate work surfaces above. Inset 1 1/2 bowl stainless steel sink with drainer and chrome swan-neck mixer tap. Integrated double oven, four ring gas hob and extractor hood above. Space for a fridge/freezer. Tiled floor, coving to ceiling and double glazed window to the rear elevation.

REAR LOBBY

8'3" x 3'6" (2.51m x 1.07m)

With tiled floor and door leading to the utility.

WC

7'9" x 4'10" (2.36m x 1.47m)

Having a low flush WC. Vanity unit with sink and storage cupboard beneath. Radiator, tiled floor, tiled walls, coving to ceiling and obscure double glazed window to the rear elevation.

WALK-IN STORAGE CUPBOARD

4'10" x 2'10" (1.47m x 0.86m)

With shelving and light point.

UTILITY

12'2" x 6'0" (3.71m x 1.83m)

With single base unit, work surfaces and a sink. Plumbing for a washing machine and space and plumbing for a dishwasher. Radiator, tiled floor and UPVC door leading to the rear garden.

BEDROOM 1

12'10" x 11'10" (3.91m x 3.61m)

A spacious double bedroom, having fitted wardrobes across one wall with hanging rails and shelving. Radiator, coving to ceiling and double glazed window to the front elevation.

BEDROOM 2

11'11" x 11'10" (3.63m x 3.61m)

A spacious second double bedroom, with radiator, coving to ceiling and double glazed window to the side elevation.

SHOWER ROOM

11'9" x 5'10" (3.58m x 1.78m)

Having a four piece suite comprising a tiled shower cubicle. Vanity unit with wash hand basin and storage cupboard beneath. Low flush WC. Bidet with mixer tap. Tiled walls, tiled floor, five ceiling spotlights, extractor fan, shaver point, chrome heated towel rail, obscure double glazed window to the side elevation and airing cupboard housing combi boiler.

GARAGE

17'11" x 10'0" (5.46m x 3.05m)

With up and over door. Water tap. Obscure double glazed window to the side elevation. Housing the consumer unit, electricity meter and gas meter. Obscure UPVC double glazed rear door.

VIEWING DETAILS

Strictly by appointment with the selling agents. For out of office hours please call Alistair Smith, Director at Richard Watkinson and Partners on 07817-283-521.

TENURE DETAILS

The property is freehold with vacant possession upon completion.

SERVICES DETAILS

All mains services are connected.

MORTGAGE ADVICE

Mortgage advice is available through our independent mortgage advisor. Please contact the selling agent for further information. Your home is at risk if you do not keep up with repayments on a mortgage or other loan secured on it.

FIXTURES & FITTINGS

Any fixtures and fittings not mentioned in these details are excluded from the sale price. No services or appliances which may have been included in these details have been tested and therefore cannot be guaranteed to be in good working order.









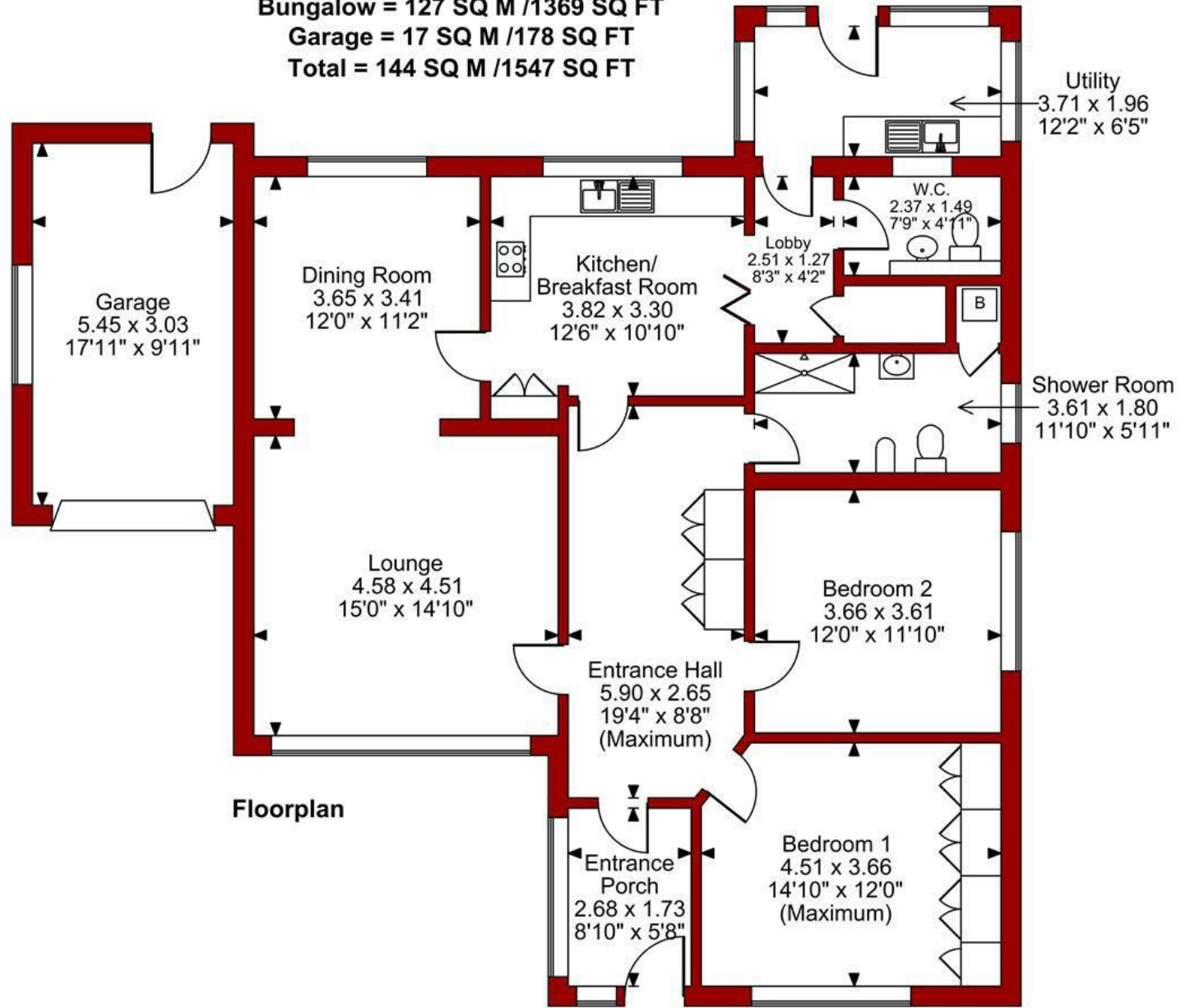






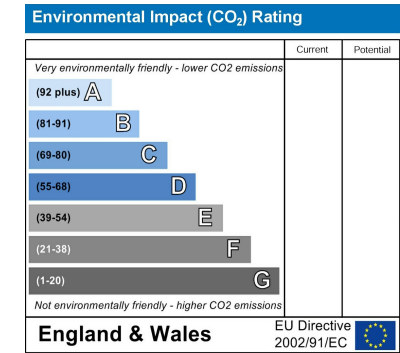
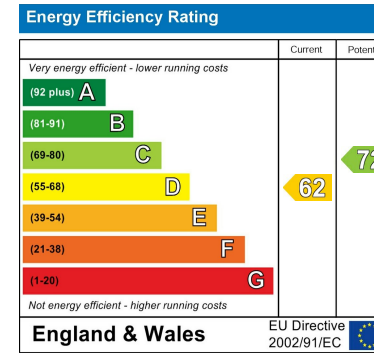


Parkland Close, Mansfield
Approximate Gross Internal Area
Bungalow = 127 SQ M /1369 SQ FT
Garage = 17 SQ M /178 SQ FT
Total = 144 SQ M /1547 SQ FT



FOR ILLUSTRATIVE PURPOSES ONLY - NOT TO SCALE

The position & size of doors, windows, appliances and other features are approximate only.



These particulars, whilst believed to be accurate are set out as a general outline only for guidance and do not constitute any part of an offer or contract. Intending purchasers should not rely on them as statements of representation of fact, but must satisfy themselves by inspection or otherwise as to their accuracy. No person in this firm's employment has the authority to make or give any representation or warranty in respect of the property. Any fixtures and fittings not mentioned in these details are excluded from the sale price. No services or appliances which may have been included in these details have been tested by the selling agent and therefore cannot be guaranteed to be in good working order.

As part of the service we offer we may recommend ancillary services to you such as mortgage advice, solicitors and surveyors which we believe will help with your property transaction. We wish to make you aware that should you decide to proceed we may receive a referral fee or equivalent. This could be a fee, commission, payment or other reward. We will not refer your details unless you have provided consent for us to do so. You are not under any obligation to provide us with your consent or to use any of these services. You are also free to choose an alternative provider.

Thinking of selling? For a FREE no obligation quotation call 01623 626990



Richard Watkinson & Partners is the trading name of Richard Watkinson Ltd.
Registered in England. Ltd Registration number: 07140024

1 Albert Street,
Mansfield NG18 1EA
Tel: 01623 626990
Email: mansfield@richardwatkinson.co.uk



Surveyors, Estate Agents, Valuers, Auctioneers