



FORDVIEW CLOSE, GREAT GLEN, LEICESTER

GUIDE PRICE: £450,000





Offering spacious single-level living, generous gardens, and a private driveway with a single garage, this property is ideal for downsizers, families, or anyone seeking a peaceful yet well-connected home. The property could easily be further extended, and the extensive garden could provide an opportunity for the development of a further property, subject to planning consent.



As you approach the property, you are greeted by a frontage with a mature hedge, a lawned front garden, and a spacious driveway providing off-road parking for two cars, along with an integrated garage to the front of the property.

Step inside to a welcoming entrance hallway, providing access to a cloakroom and all principal rooms. The generously sized living/dining room features a large floor-to-ceiling window and two additional windows, which flood the room with natural light. It offers an inviting atmosphere for relaxing or entertaining.

The heart of the home is the extended kitchen, which features Italian floor tiles. It is fitted with a range of Magnet and Southern wall and base units in limed oak, integrated appliances, and ample worktop space. A table and chairs are currently located in the kitchen area, offering versatility in dining arrangements.

The bungalow offers two well-proportioned bedrooms. One has fitted Sharp wardrobes and bedside drawers, along with a long dressing table and three-way mirrors.

A cupboard provides extra storage and shelving space for laundry and towels, and a







radiator for drying is very useful. This is located in the inner hallway, which leads to the bathroom and bedrooms.


The second double bedroom has a neat and tidy appearance, while the third single bedroom – currently used as a home office – offers flexibility as a bedroom or hobby space.

The accommodation is served by a family bathroom, complete with shower, bath, wash basin, WC, and modern tiling for a clean, stylish finish. An additional WC is located in the garage area, adding convenience to both outdoor and indoor spaces.


The generous, mature, private rear garden is mainly laid to lawn, complemented by mature trees and shrubs. A patio seating area is available, along with an additional seating area and a small pond located at the bottom of the garden.



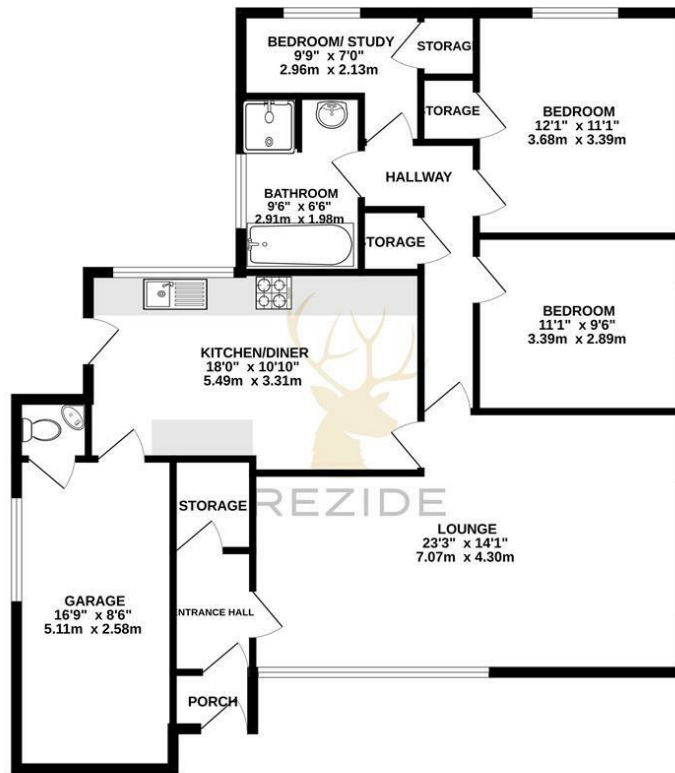








GROUND FLOOR
1144 sq.ft. (106.3 sq.m.) approx.



TOTAL FLOOR AREA: 1144 sq.ft. (106.3 sq.m.) approx.
Whilst every attempt has been made to ensure the accuracy of the floorplan contained herein, measurements of doors, windows, rooms and any other items are approximate and no responsibility is taken for any error, omission or mis-statement. This plan is for illustrative purposes only and should be used as such by any prospective purchaser. The services, systems and appliances shown have not been tested and no guarantee, as to their operability or efficiency can be given.
Made with Metropix ©2022

Key Features:

- THREE BEDROOM DETACHED BUNGALOW
- ENTRANCE HALL AND CLOAKS CUPBOARD
- SPACIOUS COMBINED LIVING ROOM AND DINING AREA
- GENEROUS EXTENDED KITCHEN
 - LARGE CORNER PLOT
- WELL KEPT FRONT AND REAR GARDEN
 - DRIVEWAY AND GARAGE
- FAMILY BATHROOM WITH SHOWER AND ADDITIONAL WC
- LARGE SHED WITH POWER AND LIGHTING
- VIEWING RECOMMENDED



REZIDE



3



1



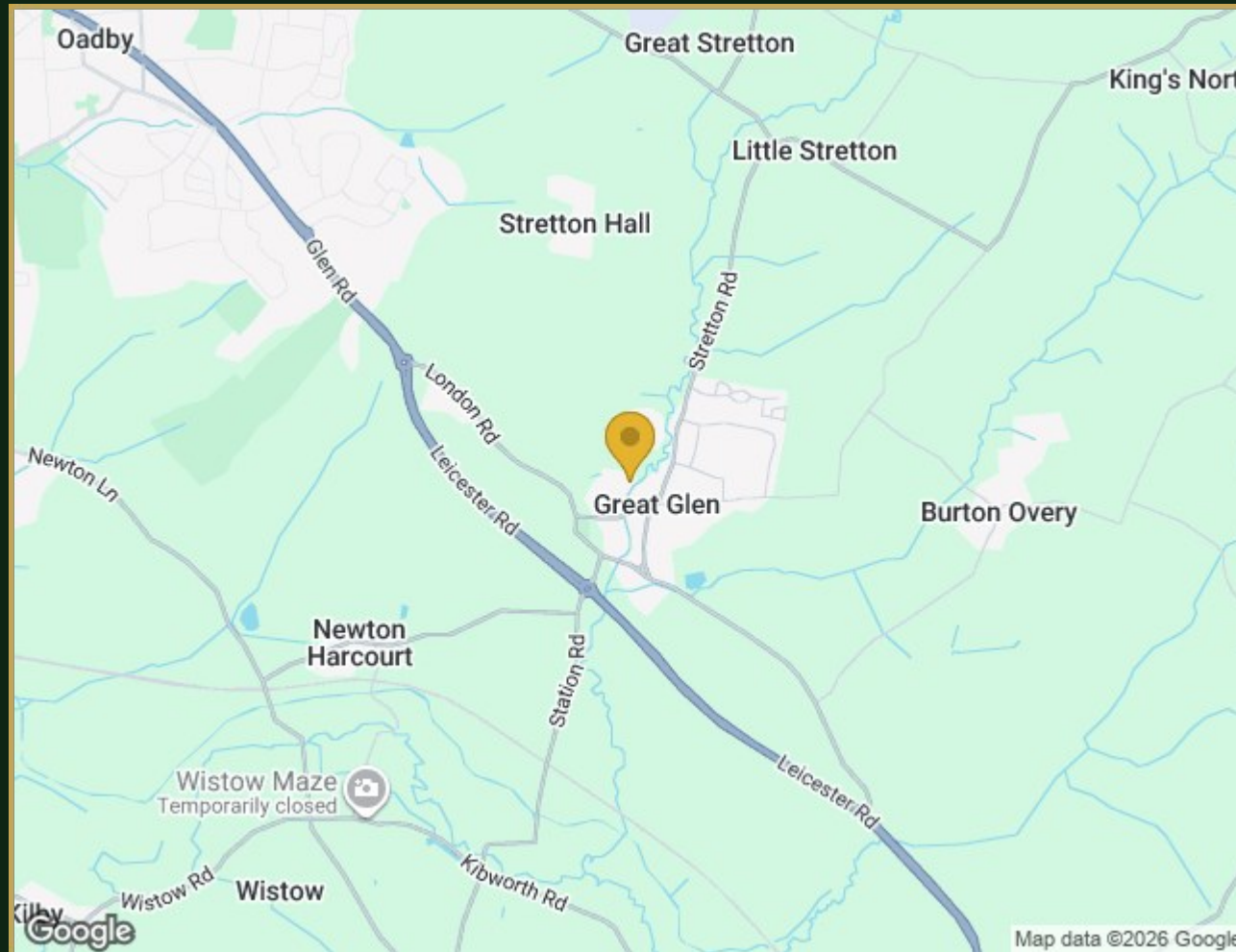
1



1146.00 sq ft

Energy Efficiency Rating		Environmental Impact (CO ₂) Rating	
	Current	Potential	
Very energy efficient - lower running costs			Very environmentally friendly - lower CO ₂ emissions
(92 plus) A			(92 plus) A
(81-91) B			(81-91) B
(69-80) C			(69-80) C
(55-68) D			(55-68) D
(39-54) E			(39-54) E
(21-38) F			(21-38) F
(1-20) G			(1-20) G
Not energy efficient - higher running costs			Not environmentally friendly - higher CO ₂ emissions
England & Wales	EU Directive 2002/91/EC	70	76
England & Wales	EU Directive 2002/91/EC		

Property Location



1 Fordview Close, Great Glen, Leicester, LE8 9FG