



**JAMES
ANDERSON**







TO LET






Harvey Court, East Sheen, SW14

£2,100 Per Month

Per Month

A fantastic two bedroom first floor apartment with off street parking, within easy reach of East Sheen and Richmond town centres. The property comprises of a large reception room, fitted kitchen with appliances, two double bedrooms and modern bathroom. In addition this superb apartment has ample storage including a cellar, boasts attractive wooden flooring, high ceilings and period features throughout as well as the added bonus of off street parking.

-  Two Double Bedrooms
-  One Bathroom
-  Unfurnished
-  Galley Kitchen
-  EPC C | Council Tax D

-  Close to Public Transport
-  Sheen Mount Primary School
-  Bus Routes Direct to Richmond
-  Off Street Parking and Cellar
-  Deposit £2423.07 | Holding Deposit £484.61



OPEN 7 DAYS A WEEK • Weekdays until 9pm • Weekends until 5pm

0208 876 6611

Harvey Court

Approximate Gross Internal Area = 960 sq ft / 89.2 sq m
 (Including Reduced Headroom / Cellar / Storage)
 Reduced Headroom = 28 sq ft / 2.6 sq m
 Cellar / Storage = 227 sq ft / 21.1 sq m

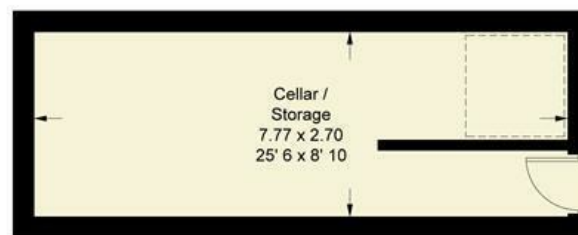


**JAMES
ANDERSON**



First Floor

= Reduced headroom below 1.5m / 5'0"



Cellar / Storage

This plan is not to scale and must be used as layout guidance only. All measurements and areas are approximate and should not be relied upon to provide accurate information. This plan must not be relied upon when making property valuations, design considerations or any other such relevant decisions. We accept no responsibility or liability (whether in contract, tort or otherwise) in relation to any loss whatsoever arising from or in connection with any use of this plan or the adequacy, accuracy or completeness of it or any information within it.



Energy Efficiency Rating		
	Current	Potential
Very energy efficient - lower running costs		
(92 plus) A		
(81-91) B		
(69-80) C		
(55-68) D		
(39-54) E		
(21-38) F		
(1-20) G		
Not energy efficient - higher running costs		
	72	80
England & Wales	EU Directive 2002/91/EC	

Environmental Impact (CO ₂) Rating		
	Current	Potential
Very environmentally friendly - lower CO ₂ emissions		
(92 plus) A		
(81-91) B		
(69-80) C		
(55-68) D		
(39-54) E		
(21-38) F		
(1-20) G		
Not environmentally friendly - higher CO ₂ emissions		
England & Wales	EU Directive 2002/91/EC	

