




See More Online

KFB: Key Facts For Buyers

A Guide to This Property & the Local Area
Thursday 30th April 2026



OLIVE AVENUE, NEWTON FLOTMAN, NORWICH, NR15

Whittley Parish | Long Stratton

Beatrix Potter Cottage, The Street Long Stratton NR15 2XJ

01508 531331

liam@whittleyparish.com

www.whittleyparish.com





Property

Type:	Semi-Detached	Tenure:	Freehold
Bedrooms:	3		
Floor Area:	631 ft ² / 58 m ²		
Plot Area:	0.06 acres		
Year Built :	1983-1990		
Council Tax :	Band B		
Annual Estimate:	£1,931		
Title Number:	NK158888		

Local Area

Local Authority:	Norfolk
Conservation Area:	No
Flood Risk:	
• Rivers & Seas	Very low
• Surface Water	Very low

Estimated Broadband Speeds (Standard - Superfast - Ultrafast)

18 mb/s	62 mb/s	1000 mb/s

Mobile Coverage: (based on calls indoors)




Satellite/Fibre TV Availability:



Gallery Photos







OLIVE AVENUE, NEWTON FLOTMAN, NORWICH, NR15



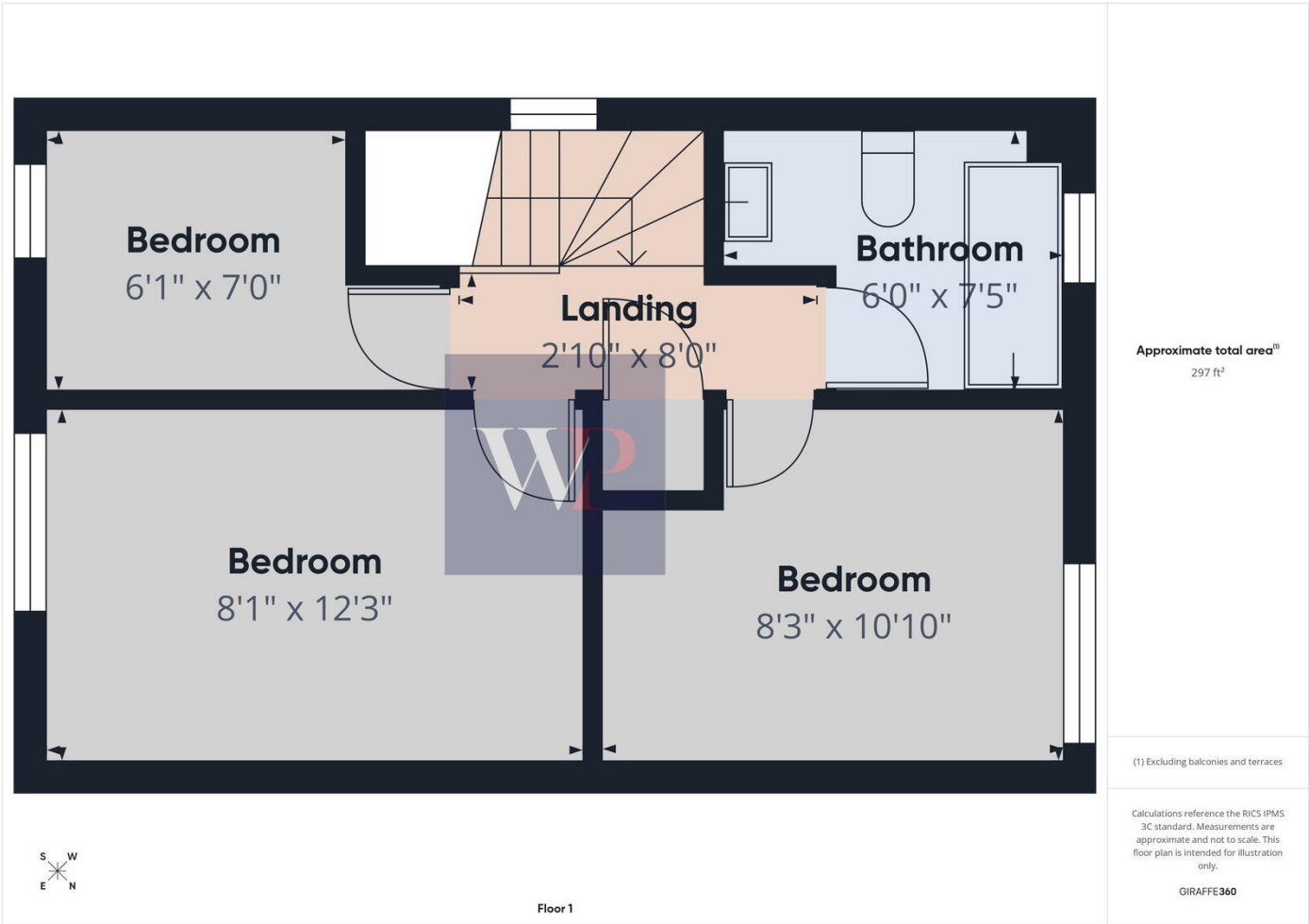


OLIVE AVENUE, NEWTON FLOTMAN, NORWICH, NR15





OLIVE AVENUE, NEWTON FLOTMAN, NORWICH, NR15





Olive Avenue, Newton Flotman, NR15

Energy rating

E

Valid until 31.07.2030

Score	Energy rating	Current	Potential
92+	A		
81-91	B		
69-80	C		80 C
55-68	D		
39-54	E	52 E	
21-38	F		
1-20	G		

Property

EPC - Additional Data



Additional EPC Data

Property Type:	House
Build Form:	Semi-Detached
Transaction Type:	Unknown
Energy Tariff:	Unknown
Main Fuel:	Electricity (not community)
Main Gas:	No
Glazing Type:	Double glazing, unknown install date
Previous Extension:	0
Open Fireplace:	0
Ventilation:	Natural
Walls:	Cavity wall, as built, insulated (assumed)
Walls Energy:	Good
Roof:	Pitched, 250 mm loft insulation
Roof Energy:	Good
Main Heating:	Room heaters, electric
Main Heating Controls:	Programmer and appliance thermostats
Hot Water System:	Electric immersion, off-peak
Hot Water Energy Efficiency:	Poor
Lighting:	Low energy lighting in all fixed outlets
Floors:	Solid, no insulation (assumed)
Total Floor Area:	65 m ²



Whittley Parish | Long Stratton

At Whittley Parish, we strive to offer the best experience for all of our valued clients. We employ an experienced team and support our people with the best processes, cutting edge technology, marketing and training. We continue to improve and learn from feedback to strive to be the best at what we do and achieve.

Our proactive approach combined with advertising across four major property portals (Rightmove, Zoopla, onthemarket.com and Primelocation) as well as on social media platforms; coupled with our large database of registered applicants allows us to promote our properties to the widest target market.

With family roots still at the heart of all operations, Alex Parish ensures the original ethos and vision continues to run throughout the company's core, never comprising the personal service its reputation has been built upon.



Testimonial 1



It was a pleasure doing business with the Attleborough branch. Kept to every promise made and acted really fast. Made a stressful time far less stressful.

Testimonial 2



We asked Whittley Parish Diss to carry out a house valuation for us. Alex Parish came to do the job - he was kind, considerate and professional. The process was thorough but yet quick and easy for us. We couldn't ask for more - many thanks.

Testimonial 3



The whole team at Whittley Parish were first class from first introduction to final sale. With lots of estate agents in the Long Stratton area, this is the only one you need to know. Excellent would highly recommend.



[/whittleyparishmanagementltd](#)



[/whittleyparish](#)



[/whittleyparish/?hl=en](#)

Whittleby Parish | Long Stratton

Data Quality

We are committed to comprehensive property data being made available upfront to make the home buying and selling process quicker, easier and cheaper. This is why we have partnered with Sprift, the UK's leading supplier of property-specific data.



Contains public sector information licensed under the Open Government License v3.0

The information contained within this report is for general information purposes only.

Sprift Technologies Ltd aggregate this data from a wide variety of sources and while we endeavour to keep the information up to date and correct, we make no representations or warranties of any kind, express or implied, about the completeness, accuracy, reliability, of the information or related graphics contained within this report for any purpose.

Any reliance you place on such information is therefore strictly at your own risk. In no event will we be liable for any loss or damage including without limitation, indirect or consequential loss or damage, or any loss or damage whatsoever arising from loss of data or profits arising out of, or in connection with, the use of this report.



Whittleby Parish | Long Stratton

Beatrix Potter Cottage, The Street Long
Stratton NR15 2XJ
01508 531331
liam@whittlebyparish.com
www.whittlebyparish.com

