

WILKINSON

SALES • LETTINGS • MANAGEMENT

£195,000

Gravel Walk, Tewkesbury, GL20



3

Bedrooms



1

Bathroom

101 High Street, Tewkesbury, Gloucestershire, GL20 5JZ |
Info@wilkinsonsIm.co.uk

01684 367736



- Mid Terrace Town House
- Lounge
- Kitchen
- Conservatory
- Downstairs Shower Room
- Three Bedrooms
- Cellar
- UPVC Double Glazing
- Rear Garden
- IN NEED OF MODERNISATION
- NO ONWARD CHAIN

Wilkinson SLM are pleased to bring to market with NO ONWARD CHAIN a three bedroom terraced house situated in the heart of Tewkesbury Town with plenty of character. This home is IN NEED OF MODERNISATION but offers a fantastic opportunity for buyers to create a wonderful home to their own style and taste.

The ground floor features a cosy lounge with a gas fire and a doorway leading to the first floor. Steps take you down to the kitchen, which is fitted with a range of base and wall units, with space for a cooker and washing machine. From the kitchen you can access the shower room, conservatory, and cellar. The conservatory opens out through double doors to the rear garden, which enjoys a blend of patio, lawn and a raised decking area – perfect for relaxing or entertaining outdoors.

On the first floor there are two double bedrooms, with bedroom two benefiting from a handy storage cupboard. A further staircase from the landing leads up to the third bedroom.

The home is complemented by UPVC double glazing and offers plenty of potential for buyers looking to put their own stamp on a property in this highly sought-after location.

Lounge 10' 2" x 11' 4" (3.10m x 3.45m)

Maximum Measurements

Kitchen 9' 3" x 8' 3" (2.82m x 2.51m)

Maximum Measurements

Shower Room 9' 0" x 2' 9" (2.74m x 0.84m)

Conservatory

Bedroom One 10' 5" x 11' 4" (3.17m x 3.45m)

Maximum Measurement

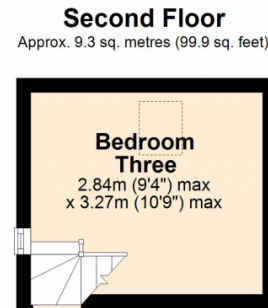
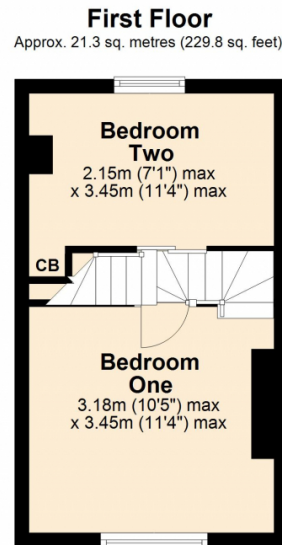
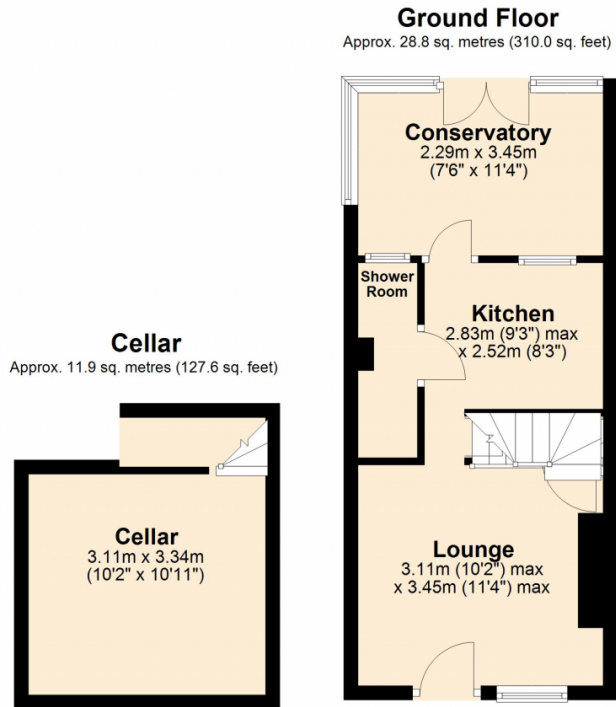
Bedroom Two 7' 1" x 11' 4" (2.16m x 3.45m)

Maximum Measurements

Bedroom Three 9' 4" x 10' 9" (2.84m x 3.28m)

Maximum Measurements and Restricted Headroom

Cellar 10' 2" x 10' 11" (3.10m x 3.33m)



Total area: approx. 71.3 sq. metres (767.4 sq. feet)

Energy Efficiency Rating		Current	Potential
Very energy efficient - lower running costs			
(92+)	A		
(81-91)	B		
(69-80)	C		75
(55-68)	D		
(39-54)	E	39	
(21-38)	F		
(1-20)	G		
Not energy efficient - higher running costs			
England, Scotland & Wales		EU Directive 2002/91/EC	

Address: Gravel Walk, Tewkesbury, GL20

