


Natasha Howarth
ESTATE AGENTS



3 Windsor Drive, Bridgwater, TA6 4UW

£185,000

A chance to acquire this smart staggered terraced house which is situated in a tucked away position on the popular Polden Meadows development on the Eastern outskirts of Bridgwater. This two double bedroom home is centrally heated, double glazed and offers surprisingly spacious accommodation. In brief the property comprises entrance porch, living room and refitted kitchen to the ground floor with two double bedrooms and a bathroom to the first floor.

The property has an enclosed south facing rear garden along with two parking spaces.

The property is situated within close proximity of the local shops which include a Tesco convenience store, takeaways, salon with a wider range of amenities available in the town centre of Bridgwater.

This lovely home can only be fully appreciated on an internal inspection.

ENTRANCE

Via half glazed panelled double glazed front door to:

PORCH

Side aspect double glazed window and obscure glazed panelled door to:

LIVING ROOM

Front aspect double glazed window, wood effect flooring, radiator, turning staircase to first floor and door to:

KITCHEN

Rear aspect double glazed window. Refitted with a range of matching wall, base and drawer units with work surfaces with sink and drainer unit inset. Integrated oven, microwave and hob with extractor over, space for fridge/ freezer, space and plumbing for washing machine, space for dishwasher, tiled splash backs and surrounds, wood effect flooring, breakfast bar, obscure rear aspect UPVC double glazed door to rear garden.

BEDROOM ONE

Rear aspect double glazed window, radiator.

BEDROOM TWO

Front aspect double glazed window, radiator.

BATHROOM

Fitted with a three piece white suite comprising 'P' shaped bath with mains shower and curved shower screen. Pedestal wash hand basin and close coupled WC with push button flush, part tiled walls, heated towel rail, airing cupboard housing 'Worcester' gas fired boiler.

LANDING

Access to insulated loft via pull down ladder, doors to bathroom and bedroom two and folding panelled door to bedroom one.

EXTERIOR

GARDEN

Enclosed by panel fencing and South facing, patio adjacent to house with matching pathway. Mainly laid to lawn. Timber garden shed to rear to remain. Rear pedestrian access providing access to parking.

PARKING

Two spaces, one behind the other in right hand corner for two vehicles in parking bay to side accessed from Westwood Road.

SERVICES

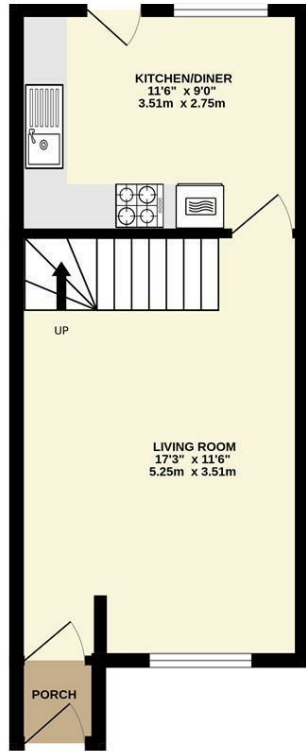
Mains gas, electricity, water and drainage.

NB

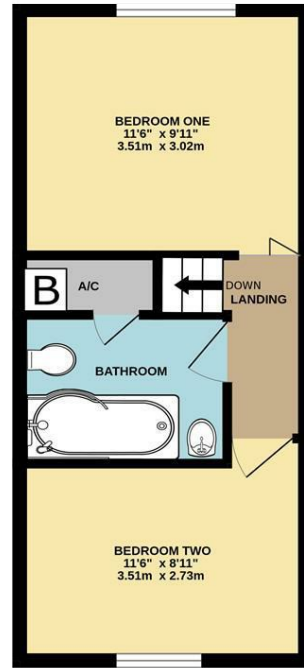
The garden beyond the pathway to the front is part owned by the six houses in Windsor Drive.

Floor Plan

GROUND FLOOR

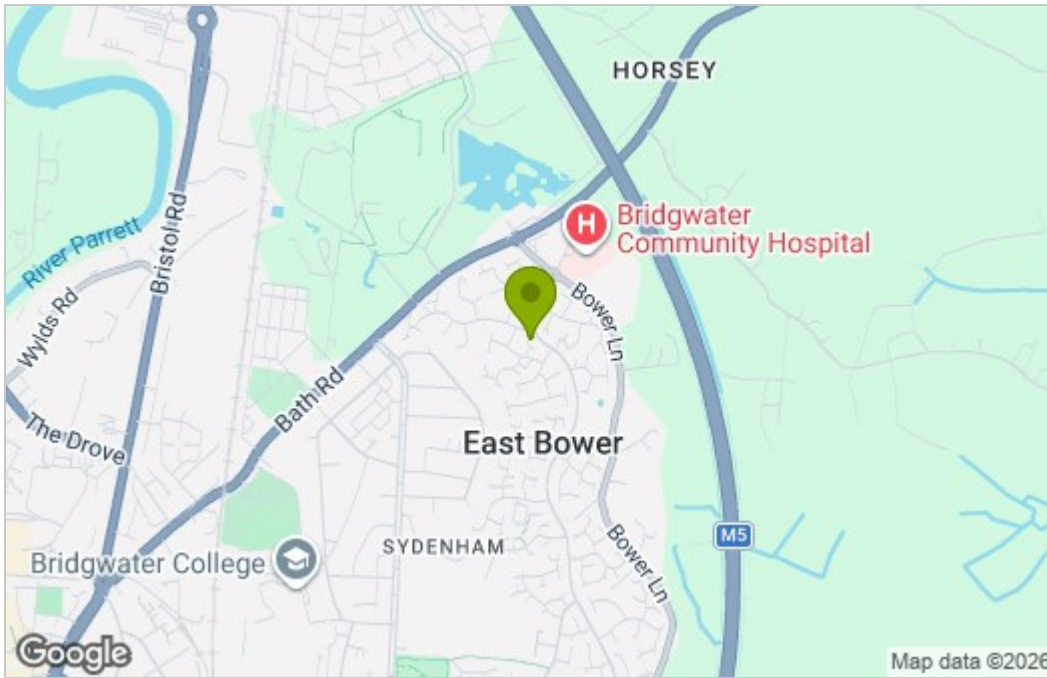


1ST FLOOR

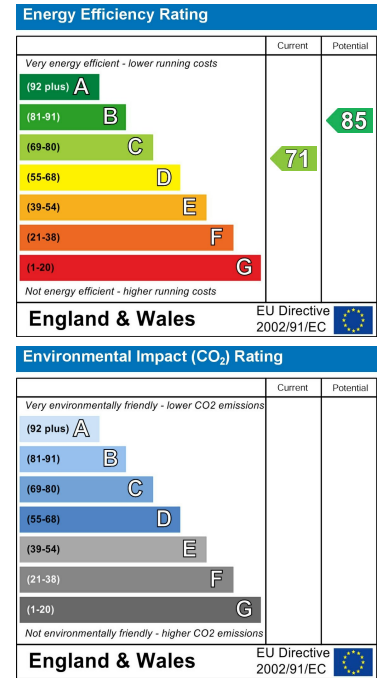


Whilst every attempt has been made to ensure the accuracy of the floorplan contained here, measurements of doors, windows, rooms and any other items are approximate and no responsibility is taken for any error, omission or mis-statement. This plan is for illustrative purposes only and should be used as such by any prospective purchaser. The services, systems and appliances shown have not been tested and no guarantee as to their operability or efficiency can be given.
Made with Metropix ©2025

Area Map



Energy Efficiency Graph



For clarification we wish to inform prospective purchasers that we have prepared these sales particulars as a general guide. The agent has not tested any appliances or services, heating systems etc so cannot verify if they are in working order, nor have we carried out a survey. Room sizes should not be relied upon for carpets and furnishings, if there are important matters which are likely to affect your decision to buy, please contact us or obtain verification from your Solicitor or Surveyor.
References to the Tenure of a Property are based on information supplied by the Seller.