



---

JERSEY CLOSE


---

— HOUGHTON REGIS —





JERSEY CLOSE  
— HOUGHTON REGIS —



# DISCOVER HOUGHTON REGIS

— A VIBRANT BEDFORDSHIRE TOWN  
TO CALL HOME —

Perfectly placed in the heart of Bedfordshire, Houghton Regis offers the ideal balance of modern convenience and community spirit.

**YOUR FAMILY HOME,  
BUILT BY A FAMILY RUN COMPANY**



**JERSEY CLOSE**  
HOUGHTON REGIS

**A HERITAGE OF QUALITY  
A VISION FOR THE FUTURE**

Building exceptional family homes with care, integrity and attention to detail. At Jersey Close, we create homes designed for modern living, in a location where memories are made and futures are built.

Your family home, built by a family run company.



## EXCELLENT SCHOOLS

A great choice of primary and secondary schools, including Kingsland Academy and Houghton Regis Academy.



## A STRONG COMMUNITY

A welcoming place with local events, sports clubs and community groups for all ages.



## GREEN SPACES ON YOUR DOORSTEP

Scenic parks, nature reserves and walking routes including Tithe Farm Recreation Ground and Houghton Hall Park.



## WELL CONNECTED

Excellent road links via the A5 and M1, plus mainline rail services from Leighton Buzzard and nearby Luton Airport.



## EVERYDAY AMENITIES

Shops, supermarkets, healthcare, leisure centre, cafés and restaurants – everything you need close by.



Whipsnade Zoo



Old Red Lion



All Saints Church



## DINING OUT

From cosy pubs to international cuisine, enjoy a great variety of dining options for every taste.



## OUT & ABOUT

Beautiful parks, scenic walks and outdoor adventures are on your doorstep for the whole family.



— PROUD TO BUILD IN HOUGHTON REGIS —

# DISCOVER HOUGHTON REGIS

— A VIBRANT BEDFORDSHIRE TOWN —  
TO CALL HOME

Houghton Regis offers exceptional educational opportunities for every stage of learning, with outstanding schools, colleges and universities all within easy reach.

YOUR FAMILY HOME,  
BUILT BY A FAMILY RUN COMPANY



JERSEY CLOSE  
HOUGHTON REGIS

A HERITAGE OF QUALITY  
A VISION FOR THE FUTURE

Building exceptional family homes with care, integrity and attention to detail. At Jersey Close, we create homes designed for modern living, in a location where memories are made and futures are built.

Your family home, built by a family run company.

## OUTSTANDING EDUCATION + *For Every Stage*



### PRIMARY SCHOOLS

Excellent local primary schools within Houghton Regis and nearby, including:

- Kingsland Academy
- Houghton Regis Primary School
- Thornhill Primary School



### SECONDARY SCHOOLS

High-achieving secondary education close to home:

- Houghton Regis Academy
- The Lealands High School
- Chalney High School for Girls (nearby)



### COLLEGES

Further education and vocational opportunities nearby:

- Central Bedfordshire College – Dunstable Campus
- Leighton Buzzard College



### UNIVERSITIES

Renowned universities within easy reach:

- University of Bedfordshire
- Cranfield University
- Luton & London universities – under 45 minutes away



— PROUD TO BUILD IN HOUGHTON REGIS —

# HOUGHTON REGIS GREAT CONNECTIONS

## WELL CONNECTED, PERFECTLY PLACED

Jersey Close is conveniently located for travel and commuting, with excellent transport links to London, Milton Keynes and Northampton.

For commuters The M1 at J11A is just 2.5 miles from the development, offering a direct route south to London, or north to Milton Keynes and Northampton. Nearby Leagrave and Luton train stations offer regular services into London St Pancras International in under 40 minutes.

For international travel, London Luton Airport is under 10 miles away, making getaways or business trips hassle-free.



**JERSEY CLOSE**  
HOUGHTON REGIS

A HERITAGE OF QUALITY  
A VISION FOR THE FUTURE

Building exceptional family homes with care, integrity and attention to detail. At Jersey Close, we create homes designed for modern living, in a location where memories are made and futures are built.

Your family home, built by a family run company.



### BY RAIL



### BY ROAD

Milton Keynes  
16 miles (26 mins)

Dunstable  
3 miles (12 mins)



### JERSEY CLOSE



Bedford  
23 miles (35 mins)

Luton  
7 miles (20 mins)





# JERSEY CLOSE

HOUGHTON REGIS

A HERITAGE OF QUALITY  
A VISION FOR THE FUTURE

Building exceptional family homes with care, integrity and attention to detail. At Jersey Close, we create homes designed for modern living, in a location where memories are made and futures are built.

Your family home, built by a family run company.

## A BEAUTIFULLY PLANNED COMMUNITY THOUGHTFULLY DESIGNED FOR MODERN FAMILY LIVING



### OUR HOMES

- A THE IVY**  
Two Bedroom Semi Detached
- B THE LILY**  
Three Bedroom Semi Detached
- CB THE WILLOW**  
Three Bedroom Detached Home
- C THE LUCY**  
Four Bedroom Semi Detached
- D THE SUMMER**  
Four Bedroom Detached Home



**JERSEY CLOSE**

**THE IVY**

TWO BEDROOM SEMI DETACHED

A THOUGHTFULLY DESIGNED  
COLLECTION OF FAMILY HOMES

BUILT BY A FAMILY RUN COMPANY



For illustration purposes only – Measurements shown are approximate. The size and position of doors, windows, appliances and other features are approximate.  
Plan produced using PlanUp.





# THE LILY

THREE BEDROOM  
SEMI DETACHED HOME

A THOUGHTFULLY DESIGNED  
COLLECTION OF FAMILY HOMES

BUILT BY A FAMILY RUN COMPANY



For illustration purposes only – Measurements shown are approximate. The size and position of doors, windows, appliances and other features are approximate.

Plan produced using PlanUp.





**JERSEY CLOSE**

**THE WILLOW**

THREE BEDROOM  
CUSTOM BUILD DETACHED HOME

A THOUGHTFULLY DESIGNED  
COLLECTION OF FAMILY HOMES

BUILT BY A FAMILY RUN COMPANY



For illustration purposes only – Measurements shown are approximate. The size and position of doors, windows, appliances and other features are approximate.  
Plan produced using PlanUp.





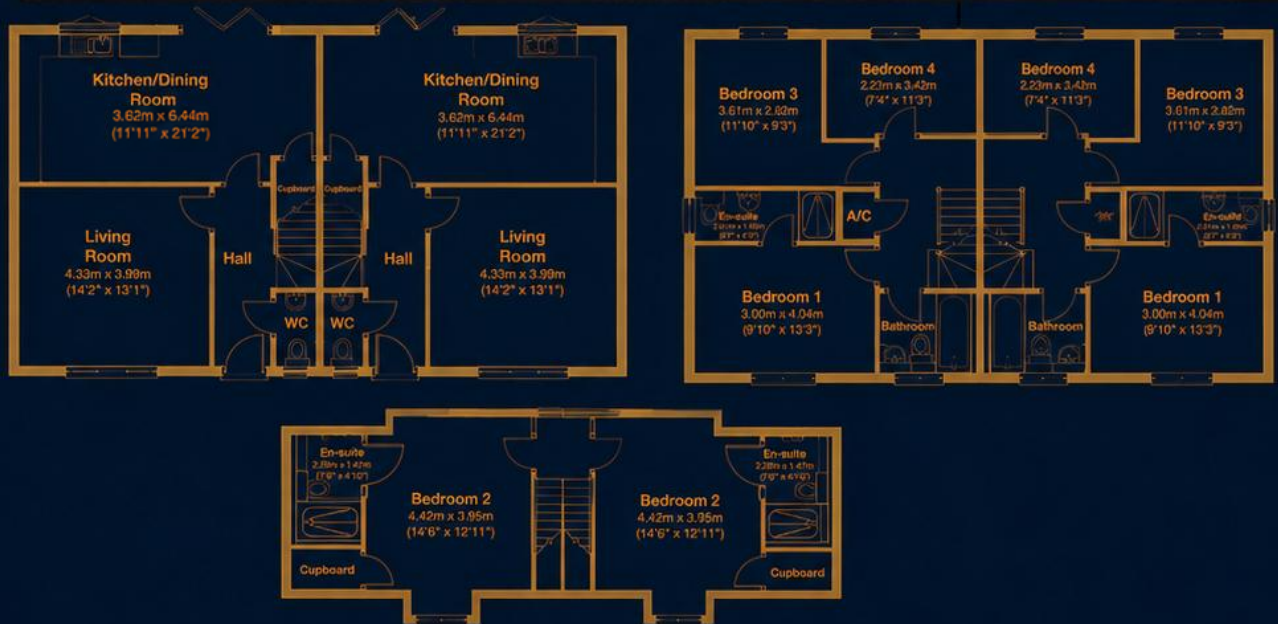
JERSEY CLOSE

# THE LUCY

FOUR BEDROOM  
SEMI DETACHED HOME

A THOUGHTFULLY DESIGNED  
COLLECTION OF FAMILY HOMES

BUILT BY A FAMILY RUN COMPANY



For illustration purposes only – Measurements shown are approximate. The size and position of doors, windows, appliances and other features are approximate.  
Plan produced using PlanUp.



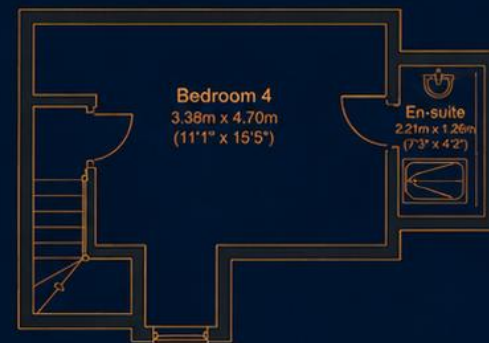
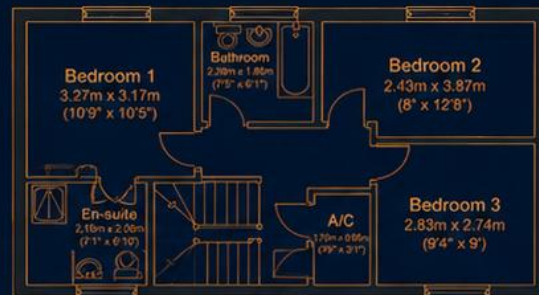


## THE SUMMER

FOUR BEDROOM  
DETACHED HOME

A THOUGHTFULLY DESIGNED  
COLLECTION OF FAMILY HOMES

BUILT BY A FAMILY RUN COMPANY



For illustration purposes only – Measurements shown are approximate. The size and position of doors, windows, appliances and other features are approximate.  
Plan produced using PlanUp.

OVER  
**£30,000**  
OF UPGRADES  
AS STANDARD

At Jersey Close, we believe true luxury lies in the details. Our commitment to exceptional quality is reflected in every aspect of your home.



**JERSEY CLOSE**  
— HOUGHTON REGIS —

**A BEAUTIFULLY PLANNED COMMUNITY**  
THOUGHTFULLY DESIGNED FOR MODERN FAMILY LIVING



### KITCHEN

- ✓ Luxury Rocco Banham modern handleless kitchen units with soft close
- ✓ Quartz work surfaces
- ✓ Neff ovens and combi microwaves
- ✓ Caple/AEG appliances including: full height fridge and freezer, self extracting induction hob, dishwasher, washing machine and tumble dryer
- ✓ Luxury monobloc mixer tap to underslung sink
- ✓ Herringbone luxury Karndean flooring
- ✓ Under unit lighting
- ✓ Bi folds to rear garden



### BATHROOMS & EN-SUITES

- ✓ Fully tiled with Verona signature Tiles
- ✓ Luxury sanitaryware with high quality vanity units to sinks
- ✓ Rain head and normal head to showers
- ✓ Vado chrome ironmongery
- ✓ Chrome heated towel rails
- ✓ Mist free mirrors with lighting



### GENERAL

- ✓ Samsung Air source heat pumps serving underfloor heating to ground floor and radiators to first floor
- ✓ Mains powered smoke and heat detectors
- ✓ Cottage style internal doors finished in white with chrome handles
- ✓ Quality carpets fitted to main reception, stairs and the remainder of the first floor
- ✓ Chrome sockets throughout
- ✓ Downlighters to entrance hall, kitchen/diners and all bathrooms
- ✓ Glazed balustrade to feature staircase
- ✓ Cat 5c cabling for high speed broadband
- ✓ Mains powered alarm



### OUTSIDE

- ✓ Landscaped front gardens and turfed rear gardens
- ✓ Generous patios and paving in modern porcelain slabs
- ✓ Outside tap and power point
- ✓ Chrome wall lights at all points of exit from the property
- ✓ Power and light to the patio
- ✓ Electric roller door to double garage
- ✓ Spacious driveways with EV Charging point



10 YEAR  
**BUILD ZONE WARRANTY**

PEACE OF MIND COMES AS STANDARD



ENERGY  
EFFICIENT  
HOMES



SUPERIOR  
QUALITY  
FINISH



DESIGNED FOR  
MODERN  
LIVING



BUILT FOR  
FAMILIES,  
BY FAMILY

## CONCIERGE SERVICE



MAKING YOUR MOVE,  
*Simple & Stress-Free*

Our Concierge service is designed to help you secure your dream home before you sell your current one.



### CONCIERGE SERVICE INCLUDING ASSISTED MOVE

If you are considering a new home but haven't sold your existing property, our Concierge service is for you.

- ✓ Tailored support to help you sell your home
- ✓ Solutions to suit your individual circumstances
- ✓ Part Exchange options available
- ✓ Access to our trusted estate agent network
- ✓ A dedicated team to guide you every step of the way



### HOW IT WORKS

Our Concierge service is designed around you.

We'll discuss your needs, create a bespoke plan to sell your current home, and help you secure your new home with confidence.

From marketing your property to exploring part exchange options, we'll make your move as smooth and stress-free as possible.



### YOUR MOVE, OUR PRIORITY

When buying a new home, you can expect an efficient, professional experience from start to finish.

Our experienced team will be with you every step of the way, ensuring you feel supported throughout your journey.

**Speak to your Sales Consultant about our Concierge service to get started.**



### 0% DEPOSIT SCHEME OFFERED BY SKIPTON



Skipton Building Society offers a 100% no-deposit mortgage for new build homes.

This mortgage is designed for first-time buyers who have been renting for at least 12 consecutive months and are up to date with all rental payments.

**Subject to eligibility, status and lending criteria.**

### OUR PROMISE TO YOU



#### PERSONALISED SERVICE

Solutions tailored to your individual needs.



#### EXPERT GUIDANCE

Our experienced team is here to help at every stage.



#### STRESS-FREE MOVE

We take the pressure out of selling and moving.



#### BUILDING HOMES. CREATING FUTURES.

More than just houses, we build homes for generations to come.



## 10 YEAR BUILD ZONE WARRANTY

Your home may be repossessed if you do not keep up repayments on your mortgage.



## BUILDING STUNNING FAMILY HOMES BY A FAMILY RUN BUSINESS

We believe a home is more than just bricks and mortar –  
it's where life happens, memories are made, and futures are built.

Our legacy is a reflection of our passion for quality,  
craftsmanship and thoughtful design.  
Every detail, inside and out, is carefully considered to create  
homes that are beautiful, practical, and built to last.

As a family run business, we take personal pride in everything we do.

From the first sketch to the final finish,  
our name is on every home we build – because we're not just  
building houses, we're creating homes for families like  
ours to enjoy for generations.

## YOUR FAMILY HOME

BUILT BY A FAMILY RUN COMPANY





JERSEY CLOSE  
HOUGHTON REGIS

Please contact

Kathleen Sowka on [07507679761](tel:07507679761) or Aletta Fendick [07432121050](tel:07432121050)

✉ [enquiries@blre.uk](mailto:enquiries@blre.uk)

📍 Jersey Close Farm, Jersey Close, Houghton Regis, LU5 6XN

/// What3words [///chimp.moods.bronze](https://www.what3words.com/#!/en/uk/0949/0949/0949/chimp.moods.bronze)