



Bear Estate Agents are thrilled to bring to the market this exceptionally well cared for, THREE bedroom, DETACHED house situated on the highly sought after Wick Meadows Estate in Wickford. Heybridge Drive is a pleasant road on 'The Wick', located within walking distance of local shops, local schools and popular bus routes. Conveniently, the home is also only 0.5 miles away from Wickford High Street which boasts a vast array of shops, services and food outlets to be enjoyed. Furthermore, Wickford Railway Station is 0.6 miles from the home and adjoins both London Liverpool Street and Stratford in 40 and 35 minutes respectively! The road links from Wickford are also fantastic with the A127, A13 and A130 a short drive away, connecting the M25 and A12 with ease.

- Incredibly Well Presented Detached House
- 0.5 Miles to Wickford High Street
- Walking Distance to Local Shops, Schools and Bus Routes
- Good Sized Bedrooms
- Garage (17'8 x 8'11)
- High Sought After Wick Meadows Estate
- 0.6 Miles to Wickford Railway Station
- Stunning Kitchen
- Southerly Facing Rear Garden
- Driveway to Front

Heybridge Drive

Wickford

£475,000



Heybridge Drive



The internal layout of this property begins with an inviting entrance hall which sits at the heart of the home, hosting the stairs and a large under-stairs storage cupboard, and adjoining a ground floor WC. The kitchen to this home is stunning, boasting lavish units and an abundance of cupboard space, as well as a feature island which creates a social dynamic. This room has a large window which overlooks the front of the home and French doors into the rear garden, which keeps this room bright with natural light throughout the day. The lounge is a great size, running from front to back much like the kitchen, and measures 15'9 x 11'6 in total. This room has been extended upon with a conservatory which offers an additional 7'5 x 9'5 of space and has been left in an open-plan fashion with the lounge, sharing the heat of the home.

Upstairs continues to impress with THREE great sized bedrooms and TWO bathrooms. Bedroom 1 measures 10'3 x 10'7, comfortably fitting a king size bed and accompanying furniture. Adjoining the master bedroom is a walk-in wardrobe and a three-piece en-suite comprised of walk-in shower, toilet and sink. Bedrooms 2 and 3 are also great sizes, measuring 7'2 x 11'8 and 8'4 x 7'7 respectively. The family bathroom is also a three-piece suite, but instead comprised of shower over bath, toilet and sink. There is also a large storage cupboard found off of the landing.

This SOUTHERLY FACING garden to this home enjoys the sun throughout the day and is excellently presented. There is a combination of artificial turf, and decking areas and side access from both sides. The owners are also offering to leave the Jacuzzi (subject to the right offer), which is located in a private section of the garden. Furthermore, to the front of the home is a driveway for two vehicles to the front of the garage! The garage measures 17'8 x 8'11 in total, benefits from an electric up-an-over garage door, and has been cleverly split into two sections by the current owner.

We know that this home is going to sell very quickly, and it needs to be inspected first hand to appreciate the enormous number of benefits on offer. Call us today to arrange a viewing!

Council Tax Band: D (£2147.31)

AML Checks - All buyers interested in purchasing a property through us are required to complete an Anti-Money Laundering (AML) check. A non-refundable fee of £30 + VAT per buyer in the transaction will apply. This fee must be paid before proceeding with the purchase.

Incredibly Well Presented Detached House

High Sought After Wick Meadows Estate

0.5 Miles to Wickford High Street

0.6 Miles to Wickford Railway Station

Walking Distance to Local Shops, Schools and Bus R

Entrance Hall

Ground Floor WC

Lounge (15'9 x 11'6)

Kitchen (15'9 x 10'4)

Conservatory (7'5 x 9'5)

Under-Stairs Storage

Bedroom 1 (10'3 x 10'7)

En-Suite and Walk-In Wardrobe

Bedroom 2 (7'2 x 11'8)

Bedroom 3 (8'4 x 7'7)

Family Bathroom


Large Storage Cupboard

Southerly Facing Rear Garden

Jacuzzi Hot Tub

Garage (17'8 x 8'11)

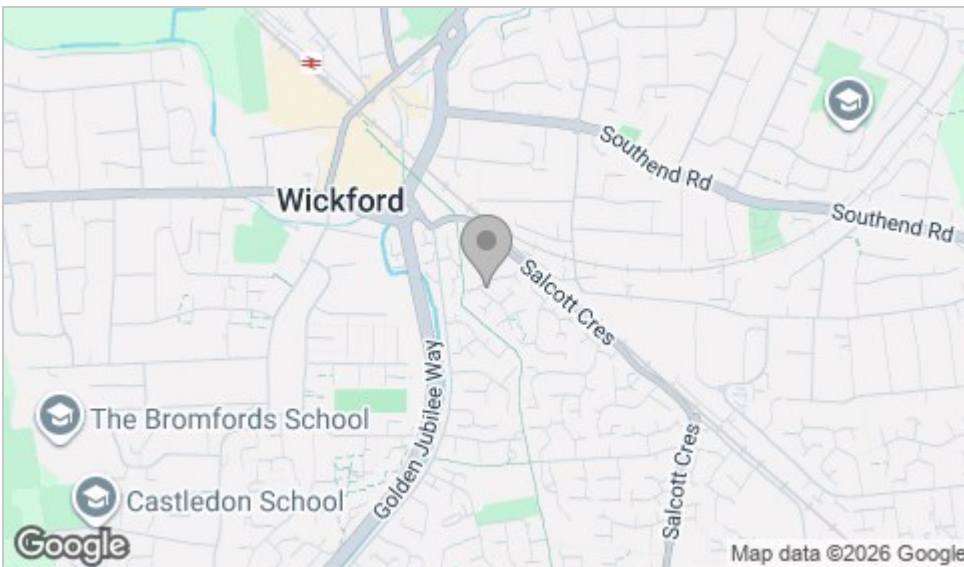
Driveway to Front



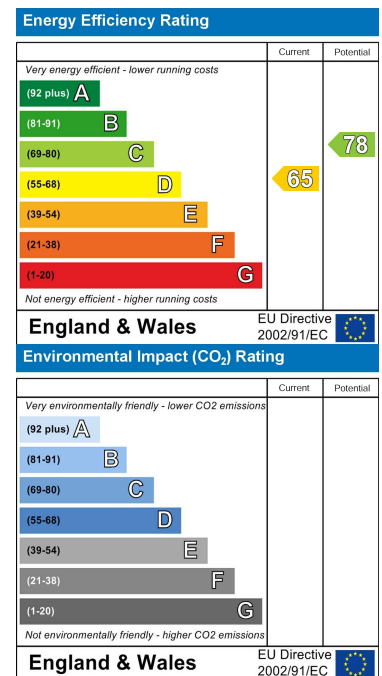
Floor Plan



Area Map



Energy Efficiency Graph



Viewing

Please contact our Wickford Office on 01268 330044 if you wish to arrange a viewing appointment for this property or require further information.

These particulars, whilst believed to be accurate are set out as a general outline only for guidance and do not constitute any part of an offer or contract. Intending purchasers should not rely on them as statements of representation of fact, but must satisfy themselves by inspection or otherwise as to their accuracy. No person in this firm's employment has the authority to make or give any representation or warranty in respect of the property.

7 London Road, Wickford, Essex, SS12 0AW

Office: 01268 330044 wickford@bearestateagents.co.uk <http://www.bearestateagents.co.uk/>