

HEATH CLOSE — NW11

Asking Price £3,250,000



“My desire is to do something to bring beauty, music, art, thoughtful reading, and a quiet, reasonable life within reach of Londoners”

- Dame Henrietta Barnett



CLICK TO
ENQUIRE

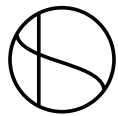


CLICK FOR
FULL LISTING



HEATH CLOSE — NW11

PRIVATE REAR GARDEN



HEATH CLOSE — NW11



Nearly 120 years after its foundation stone was laid, Hampstead Garden Suburb remains true to Dame Henrietta Barnett's original ideals - a refuge from the hustle and bustle of a thriving city, yet just a short commute from central London.

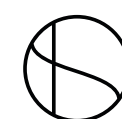
Designed by prominent architects Raymond Unwin and Barry Parker, Heath Close exemplifies the Arts and Crafts movement, with homes featuring high quality craftsmanship, harmonious proportions, and thoughtful integration with the natural landscape.

Awarded Grade II listed status by Historic England in the late 1990s, Heath Close is set directly opposite the 80 acres of wild, open spaces which form the Hampstead Heath extension.

Occupying a coveted end of close position behind vehicular gates, the property provides ample off-street parking for 3-4 cars, a stand-alone garage and mature gardens to the front and rear.

Offering flexible living accommodation arranged over three floors, including spacious entertaining areas and a sensational principal bedroom suite, featuring vaulted ceilings extending to 3.6m in height, a full en-suite bathroom and dressing room.

Heath Close is enviably located just over half a mile from Golders Green Underground Station (Northern Line), just under one mile from the cafes, bakeries and restaurants of Temple Fortune and is superbly positioned for an array of local independent schools, including The King Alfred's, UCS, Highgate, Channing and South Hampstead.



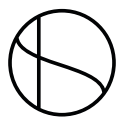
HEATH CLOSE — NW11



DRAWING ROOM



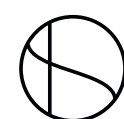
DINING/ FAMILY ROOM



HEATH CLOSE — NW11



KITCHEN / BREAKFAST ROOM



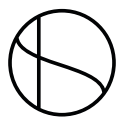
HEATH CLOSE — NW11

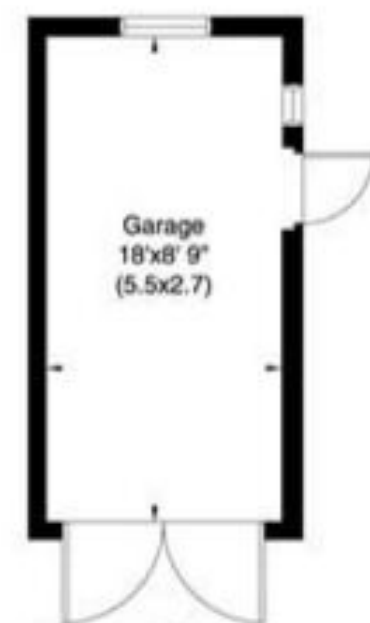


PRINCIPAL SUITE - BATHROOM



PRINCIPAL SUITE - BEDROOM





Ground Floor



Ground Floor



Second Floor



First Floor

HEATH CLOSE — NW11

Accommodation

- Principal bedroom with full en-suite bathroom and dressing room
- Bedroom 2 with en-suite bathroom
- 4 further bedrooms
- Shower room (en-suite to bedroom 5)
- Family bathroom
- Interconnecting drawing/ dining room
- Fully fitted kitchen with breakfast area
- Utility room
- Guest WC

Amenities

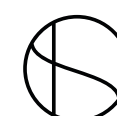
- Private front and rear gardens
- Off street parking for 3-4 cars
- Stand alone garage
- Outside store
- Luggage store
- CCTV security system

Approx Gross Internal Area

3,138 Sq Ft (292 Sq M)
Including Luggage Store,
Outside Store and Garage

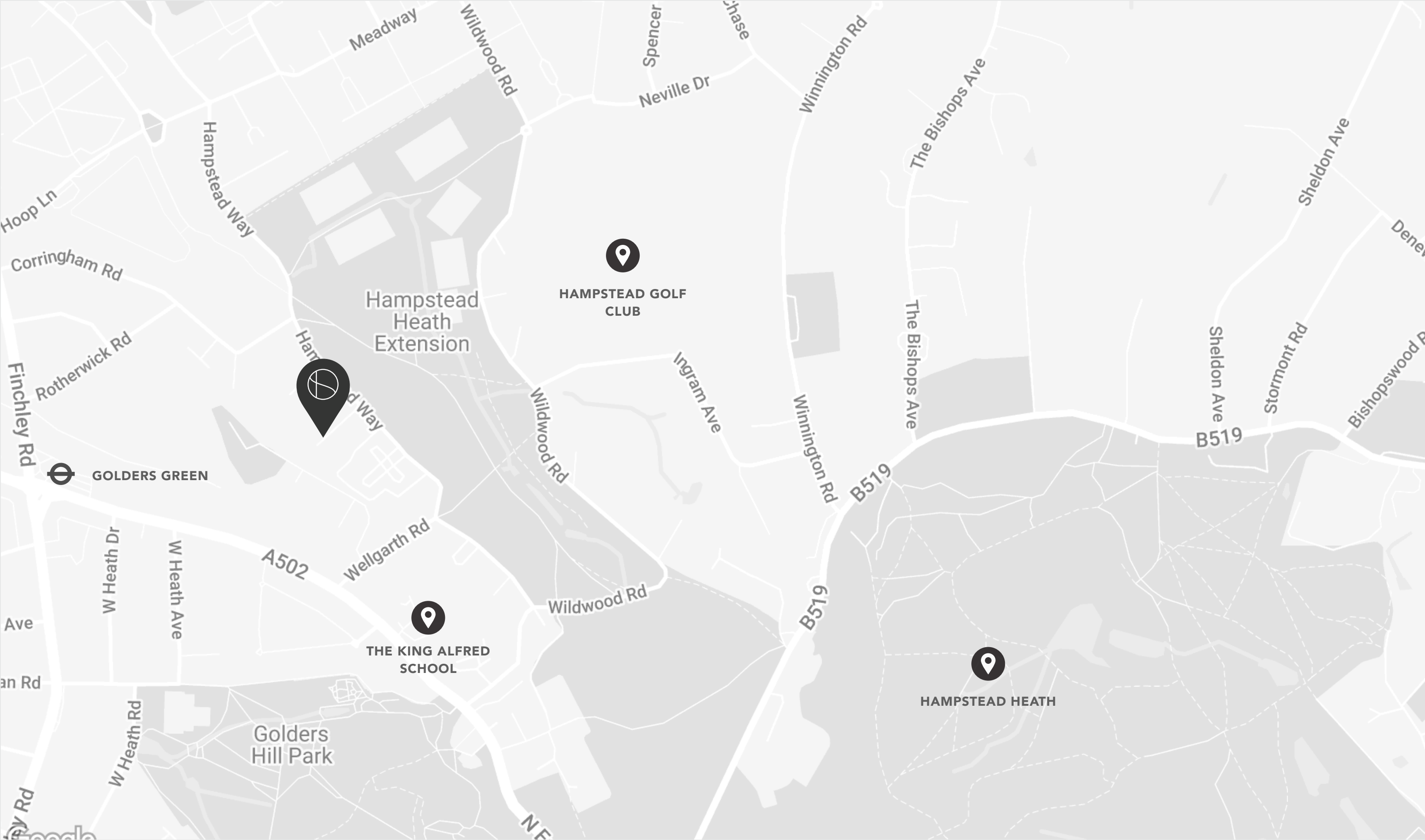
2,915 Sq Ft (271 Sq M)
Excluding Luggage Store,
Outside Store and Garage

Plan for illustration purposes only. Not to scale.



HEATH CLOSE — NW11

Local Area



Terms

- **Tenure:** Freehold
- **Council Tax band:** London Borough of Barnet, Band H


Energy Performance Certificate

Score	Energy rating	Current	Potential
92+	A		
81-91	B		
69-80	C		
55-68	D		55 D
39-54	E	48 E	
21-38	F		
1-20	G		



SIMON DEEN

Real Estate



CLICK TO
ENQUIRE



CLICK FOR
FULL LISTING

Tel: **020 3005 3206** Email: **INFO@SIMONDEEN.COM**

The particulars of any property do not constitute an offer or contract or any part of one. You should not rely on statements by or on behalf of Simon Deen Real Estate in any particulars or otherwise expressed orally or in writing (“information”) as being factually accurate about the property, its condition or its value. Neither Simon Deen Real Estate nor any joint agent has any authority to make any representations about the property and accordingly any information provided is entirely without responsibility on the part of Simon Deen Real Estate, its officers or employees, or its client. Photographs and videos show only certain parts of properties as they appeared at the time they were taken. Any areas, measurements or distances provided are approximate only. Computer-generated images give only an indication as to how a property may look cannot be relied upon as an accurate representation as any particular matter. Any reference to alterations to, or use of, any part of a property does not mean that any necessary planning, building regulations or other consent has been obtained. A buyer or lessee must satisfy themselves on the basis of their own investigations that these matters have been properly dealt with. Any indication on a map as to the position of a property is provided by third-party mapping software or applications and cannot be relied upon.