



ESTATE AGENTS

www.cwestateagents.co.uk



Hazelmere, Hambleton Way, Winsford CW7 1TL

£90,000



01606 514 152 info@cwestateagents.co.uk
 @CWestateAgent @CWestateAgents

Hazelmere

Hambleton Way, Winsford, CW7 1TL

£90,000



Hallway

12'4" x 9'2" (3.773m x 2.815m)

Lounge

16'2" x 12'5" (4.939m x 3.785m)

Kitchen

10'1" x 7'8" (3.082m x 2.362m)

Bedroom One

14'2" x 11'9" (4.328m x 3.583m)

Bedroom Two

10'2" x 9'2" (3.116m x 2.818m)

Wet Room

8'5" x 7'8" (2.582m x 2.339m)

Externally

Well tended and communal gardens, parking also available.

Communal Areas

The apartment available is located on the ground floor with a lovely patio area, two bedrooms, a full wet room, kitchen, lounge. White washed walls throughout, with an automatic door with fob which majority of these apartments don't have so a fantastic extra.

On-site facilities include: Extra Care scheme with on-site care staff (24 hours / 7 days)

Careline alarm service, Wheelchair accessible, Lifts, Cats and dogs generally accepted

They have many activities and performances (entertainment acts) with a monthly calendar of events.

Other Facilities include:

Restaurant, Sensory room, Spa, Beautify Salon/Hairdressers, Village Hall, Restaurant with indoor

and outdoor seating, Library, Launderette, Jacuzzi baths (one on each floor), Fitness Centre (gym), Craft room, Assisted bathing facilities, Guest bedroom and facilities, Communal gardens, Winter Garden, Conservatory, Shop



Floor Plan

GROUND FLOOR
595 sq.ft. (55.3 sq.m.) approx.



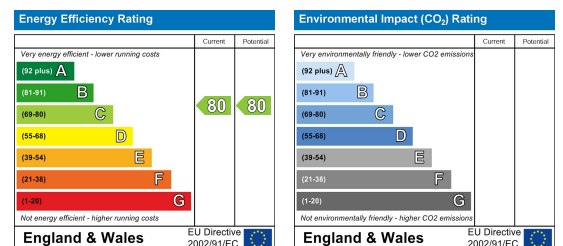
TOTAL FLOOR AREA: 595 sq.ft. (55.3 sq.m.) approx.

Whilst every attempt has been made to ensure the accuracy of the floorplan contained here, measurements of doors, windows, rooms and any other items are approximate and no responsibility is taken for any error, omission or mis-statement. This plan is for illustrative purposes only and should be used as such by any prospective purchaser. The services, systems and appliances shown have not been tested and no guarantee as to their operability or efficiency can be given.
Made with Metropix ©2025





Viewing

Please contact us on 01606 514 152 if you wish to arrange a viewing appointment for this property or require further information.

Energy Efficiency Graph



These particulars, whilst believed to be accurate are set out as a general outline only for guidance and do not constitute any part of an offer or contract. Intending purchasers should not rely on them as statements of representation of fact, but must satisfy themselves by inspection or otherwise as to their accuracy. No person in this firm's employment has the authority to make or give any representation or warranty in respect of the property.

 **01606 514 152**
 **info@cwestateagents.co.uk**
 **@CWestateAgent**
 **@CWestateAgents**