

RESIDENTIAL SALES
LETTINGS & PROPERTY
MANAGEMENT

COWLING & PAYNE



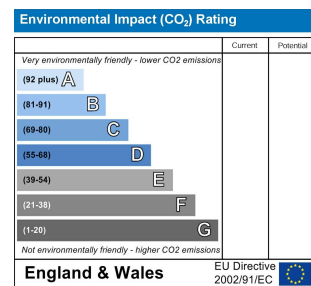
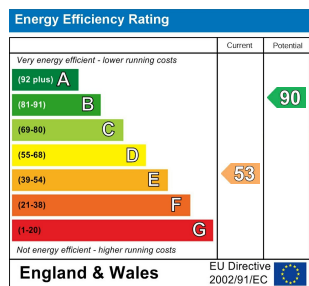

Rettendon View, Wickford
£1,200 PCM

CPO9453 ONLINE ENQUIRIES ONLY THIS ONE-BEDROOM END OF TERRACED BUNGALOW IS AVAILABLE TO LET IN A RESIDENTIAL AREA OF WICKFORD, OFFERING A PRACTICAL LAYOUT WITH LOUNGE AND PATIO DOORS TO COURTYARD ,ONE DOUBLE BEDROOM, FITTED KITCHEN INC OVEN/HOB & WASHING MACHINE ,SHOWER ROOM AND A PRIVATE REAR GARDEN.

THE BUNGALOW IS WELL PLACED FOR LOCAL AMENITIES, WITH WICKFORD TOWN CENTRE PROVIDING A RANGE OF SUPERMARKETS, INDEPENDENT SHOPS, CAFÉS AND EVERYDAY SERVICES. WICKFORD MEMORIAL PARK AND NEARBY GREEN SPACES OFFER OPPORTUNITIES FOR WALKING, SPORT AND CHILDREN'S PLAY AREAS, WHILE SMALLER LOCAL PARKS ARE ACCESSIBLE WITHIN A SHORT DISTANCE, PROVIDING FURTHER OUTDOOR OPTIONS.

MORE INTERNAL PHOTOS TO FOLLOW.

EPC E
 COUNCIL TAX BAND A
 AVAILABLE APRIL 2026



RESIDENTIAL SALES
LETTINGS & PROPERTY
MANAGEMENT

COWLING & PAYNE

You may download, store and use the material for your own personal use and research. You may not republish, retransmit, redistribute or otherwise make the material available to any party or make the same available on any website, online service or bulletin board of your own or of any other party or make the same available in hard copy or in any other media without the website owner's express prior written consent. The website owner's copyright must remain on all reproductions of material taken from this website.

2-4 Runwell Road, Wickford, Essex, SS11 7AB
Telephone: 01268 730707 | Fax: 01268 730737
info@cowlingandpayne.co.uk
www.cowlingandpayne.co.uk



COWLING & PAYNE



COWLING & PAYNE



COWLING & PAYNE



COWLING & PAYNE