

The logo for Sinclair Hammelton, featuring the name in a serif font with a house icon between the words.

Sinclair  Hammelton

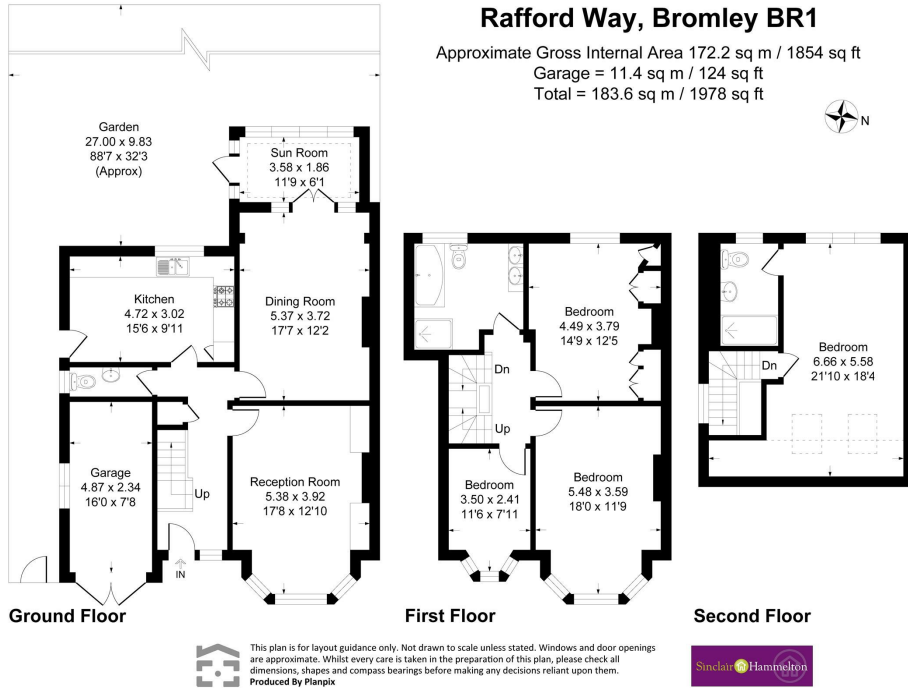
GUIDE PRICE




£900,000

Rafford Way


Bromley, BR1 3EN

EPC RATING: C COUNCIL TAX BAND: F



4 
 3 
 2 



Energy Efficiency Rating		Current	Potential
Very energy efficient - lower running costs			
(92 plus) A			
(81-91) B			
(69-80) C			
(55-68) D			
(39-54) E			
(21-38) F			
(1-20) G			
Not energy efficient - higher running costs			
England & Wales		70	81
		EU Directive 2002/91/EC	

Agents Note: Whilst every care has been taken to prepare these particulars, they are for guidance purposes only. All measurements are approximate and are for general guidance purposes only and whilst every care has been taken to ensure their accuracy, they should not be relied upon and potential buyers/tenants are advised to recheck the measurements



OFFICE ADDRESS
 23 High Street
 Bromley
 Kent
 BR1 1LG

OFFICE DETAILS
 0208 464 5566
 info@sinclairhammelton.co.uk