



10 Howes Crescent, Bishopdown, Salisbury, Wiltshire, SP1 3FU

£1,400 PCM

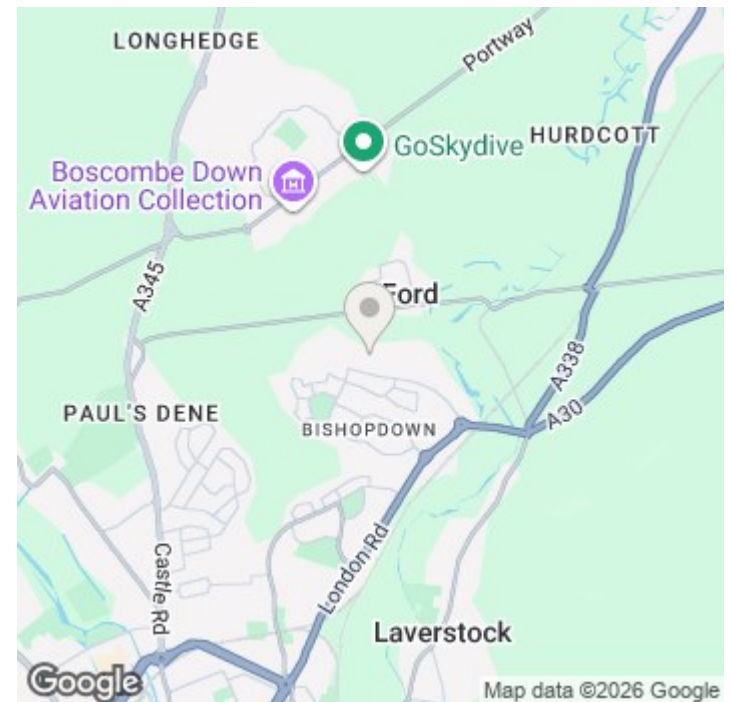
About The Property

This modern end of terrace house is presented in good order throughout, in a great location on the edge of the Riverdown Park development.

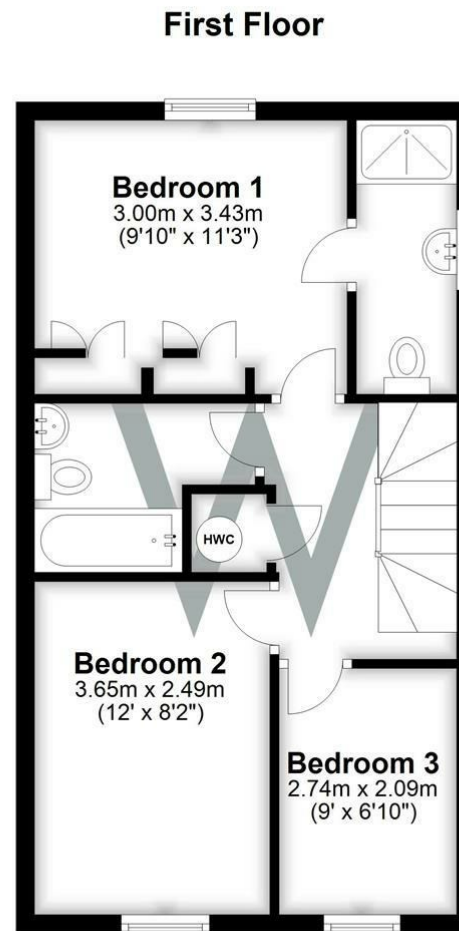
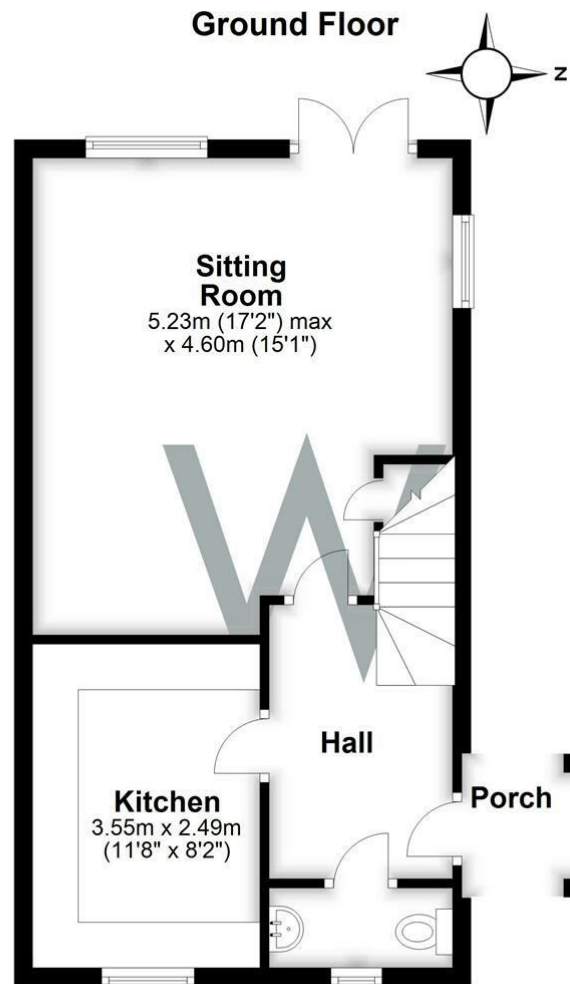
The accommodation consists of entrance hall, sitting room with patio doors leading to enclosed garden, kitchen, cloakroom, three bedrooms, en-suite shower room and family bathroom. There is a part-walled garden facing west, two parking spaces, double glazing and gas central heating.

Available Unfurnished EPC Rating B

- End of terrace
- Modern Kitchen
- Lounge/dining room
- Three bedrooms
- Ensuite shower room
- Family bathroom
- West facing garden
- Two Parking spaces
- Popular residential area
- EPC Rating B







Total area: approx. 82.0 sq. metres (882.6 sq. feet)

Further Information

Let available date: 15th July 2026
NB: This date is provisional and will only be confirmed once referencing has been successfully completed.

Property type: House - End Terrace

Furnish type: Unfurnished

Deposit: £1,615

Local authority: Wiltshire Council

Council Tax: Band D

EPC: B(83)

Energy Efficiency Rating

	Current	Potential
Very energy efficient - lower running costs		
(92 plus) A		95
(81-91) B	83	
(69-80) C		
(55-68) D		
(39-54) E		
(21-38) F		
(1-20) G		
Not energy efficient - higher running costs		
England & Wales	EU Directive 2002/91/EC	