



Watford Way

£1,750,000

We are delighted to offer this prominent commercial property, previously operating as a nursery, positioned in a prime and highly visible location along this well-known arterial road. The property enjoys excellent frontage onto Watford Way, providing strong passing traffic, superb exposure, and easy accessibility.

The premises offers flexible accommodation suitable for a range of commercial, educational, or redevelopment opportunities, subject to the relevant planning consents.

Situated in the desirable area of Mill Hill, the property is surrounded by a mixture of residential and commercial occupiers and is conveniently located close to local amenities and transport links, including multiple bus routes and excellent road connections.

This represents a rare opportunity for owner-occupiers, investors, or developers to acquire a well-located property in a sought-after North West London position. Chain free. Offers Invited.

Viewing

Please contact our Mill Hill Office on 02089590011 if you wish to arrange a viewing appointment for this property or require further information.

- Prominent commercial property
- Prime position in Mill Hill
- Excellent road frontage & visibility
- Strong passing traffic location
- Versatile accommodation
- Development potential subject to consent
- Close to local amenities & transport links
- Ideal for owner-occupiers, investors or developers



null



null



null






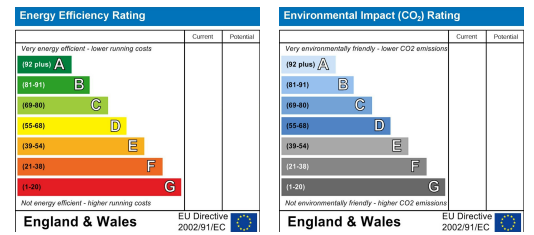
Floor Plan



Area Map



Energy Efficiency Graph



These particulars, whilst believed to be accurate are set out as a general outline only for guidance and do not constitute any part of an offer or contract. Intending purchasers should not rely on them as statements of representation of fact, but must satisfy themselves by inspection or otherwise as to their accuracy. No person in this firm's employment has the authority to make or give any representation or warranty in respect of the property.