



## 18 Whistlewood Close

, Hartlepool, TS25 5FA

**£185,000**



Igomove are pleased to present to the market this modern three bedroom detached residence located on a small enclave within an established residential location, it offers a wealth of desirable features which include; three well proportioned bedrooms, (master benefitting from ensuite facilities), modern family bathroom, spacious lounge, open concept kitchen diner, guest cloakroom, well maintained gardens (rear is South West facing), two vehicle driveway, garage, UPVC double glazing, gas central heating, lovely decor, laminate flooring, fitted blinds, freehold.



Attractive facade, lawned garden, two car driveway to integral garage, situated on an excellent end plot, front door with canopy over into;

Entrance vestibule with stairs to the first floor accommodation, tiled floor, neutral decor, side elevation window providing natural light.

Spacious lounge with window to the front elevation, stylish decor, herringbone contemporary flooring.

Open concept kitchen diner fitted with a range of modern wall, base, and drawer cabinetry, complementary surfaces, integrated oven, integrated gas hob, integrated extractor, sink with mixer tap, plumbing for washing machine, space for fridge freezer, space to dine, stylish flooring, French doors which lead to the rear garden.

Guest cloakroom comprising close coupled WC and wall mounted wash basin, complimentary tiled backsplash, modern flooring, pristine decor.

To the first floor;

Master double bedroom with window to the front elevation, beautiful decor, wall lights, contemporary sliding fitted wardrobes, laminate flooring and with access to;

Ensuite shower room which comprises oversized shower enclosure, close coupled WC, and pedestal wash basin with complementary tiling.

Bedroom two is another double room situated to the front of the property, impeccable decor, laminate flooring.

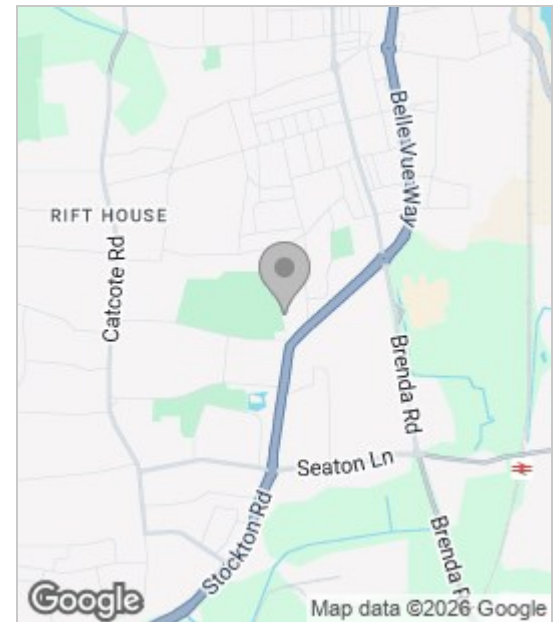
Bedroom three is a large single located to the rear, laminate flooring, pretty decor.

The family bathroom comprises bath, close coupled WC and pedestal wash basin, complimentary tiling to walls and floor.


To the rear is an enclosed, well maintained, South Westerly aspect garden laid to lawn with decking area.

Homes in this location always prove popular and Igomove encourage early viewing to secure this lovely residence.

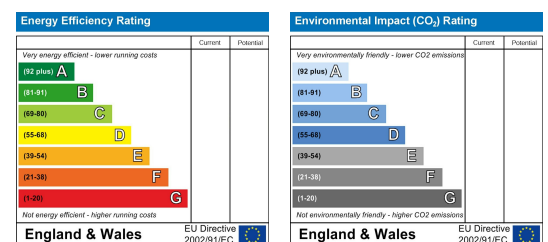
## Area Map



## Floor Plan



## Energy Efficiency Graph



These particulars, whilst believed to be accurate are set out as a general outline only for guidance and do not constitute any part of an offer or contract. Intending purchasers should not rely on them as statements of representation of fact, but must satisfy themselves by inspection or otherwise as to their accuracy. No person in this firm's employment has the authority to make or give any representation or warranty in respect of the property.