



17 Kersal Wood Avenue, Salford
£150,000

Miller Metcalfe
Every step of the way

17 Kersal Wood Avenue

Salford

* Internal Viewing Essential - Shared Ownership - Available to Buy 55% Share with the Added Option to Purchase up to 100%. The rent for the 45% is £306.81 pcm - Stunning Modern Two Bedroomed Semi-Detached Home Situated Within in a Popular and Highly Convenient Location, Early Viewing Strongly Advised to Avoid Disappointment *

This wonderful property is being sold as part of a Shared Ownership Housing Scheme, representing excellent value for money. This superb home boasts well-proportioned accommodation that is ideally suited to modern living and simply must be viewed in person to be fully appreciated. The generous living space comprises an inviting entrance hall, a cloakroom/wc, superb light and airy living/dining room and a wonderful fitted kitchen with integrated appliances to the ground floor. On the first floor a landing, two good sized double bedrooms plus an attractive three piece family bathroom completes the internal living space.

Outside the property is garden fronted whilst a double driveway provides ample off road parking. The rear garden is enclosed, being private and not overlooked offering excellent space for relaxing, children's play and al-fresco entertaining.


The popular location is within easy access to the many local shops and amenities and is well placed for major transport links making it easy to commute into Manchester City centre and across the North West.

Rarely do homes of this calibre come to the market, especially at such a competitive asking price and as such, an early internal viewing is strongly recommended to avoid disappointment.

Shared Ownership Housing Scheme - The property is for sale as a part of the Plumblife shared ownership housing scheme, where a prospective buyer can purchase an initial 55% share and pay rent for the additional 45% owned by Plumblife. There is however potential be able to purchase a higher percentage, right up to 100% if required. There are certain criteria that apply for buyers. For these criteria please inquire with the branch for details.

Council Tax band: B

Tenure: Leasehold



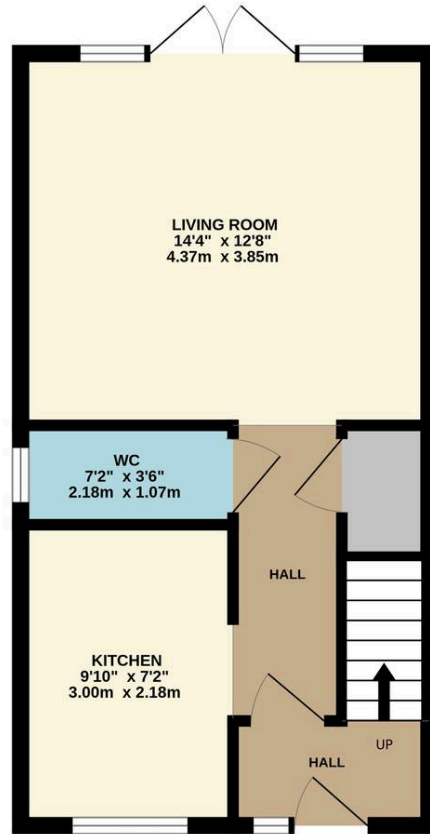




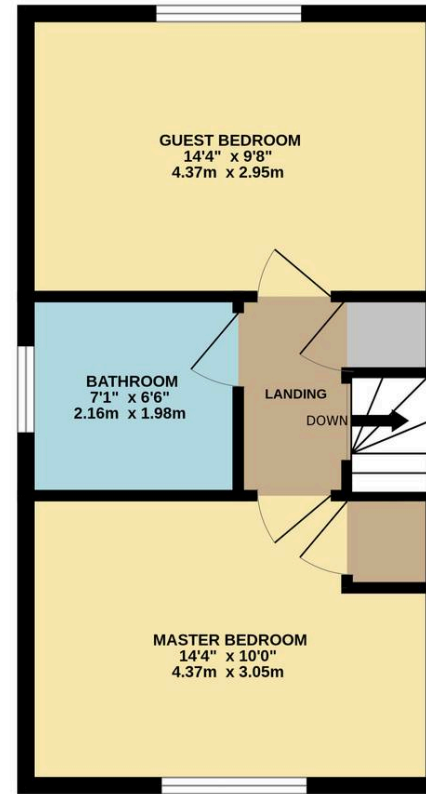




GROUND FLOOR
365 sq.ft. (33.9 sq.m.) approx.



1ST FLOOR
365 sq.ft. (33.9 sq.m.) approx.



TOTAL FLOOR AREA: 730 sq.ft. (67.8 sq.m.) approx.

Whilst every attempt has been made to ensure the accuracy of the floorplan contained here, measurements of doors, windows, rooms and any other items are approximate and no responsibility is taken for any error, omission or mis-statement. This plan is for illustrative purposes only and should be used as such by any prospective purchaser. The services, systems and appliances shown have not been tested and no guarantee as to their operability or efficiency can be given.
Made with Metropix ©2026

Miller Metcalfe Worsley

78 Manchester Road, Worsley - M28 3LN

01617949798 • worsley@millermetcalfe.co.uk • millermetcalfe.co.uk/

Miller Metcalfe
Every step of the way