



19 Westall Close | Hertford | SG13 8EY

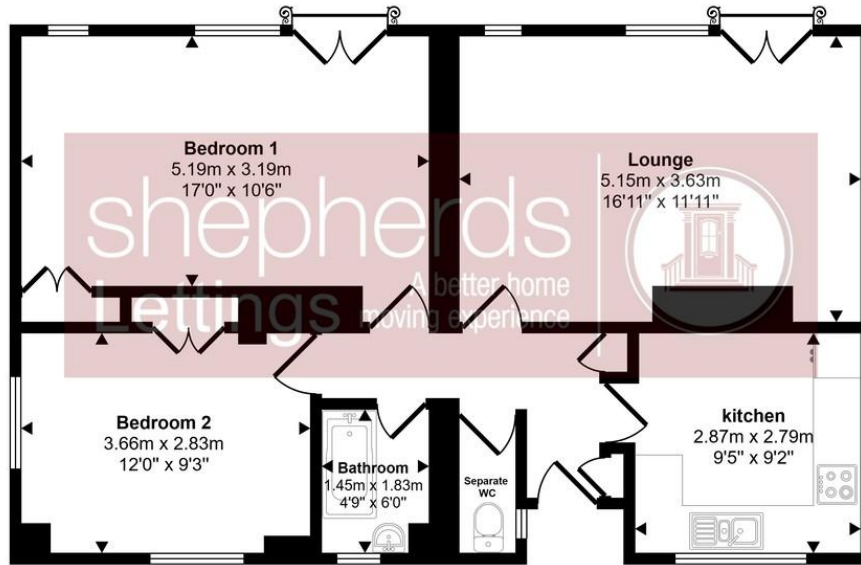
£1,500 pcm

A spacious two double bed roomed maisonette in historic residential area close to town centre and enjoying river views to rear with secure residents casual parking for one vehicle. There is loft access for storage and full double glazed windows throughout with french doors opening onto 'Juliet' balconies to the front rooms. Unfurnished. EPC band - E Council tax band- C. Deposit will be equal to one month rent'

- Balcony
- Spacious two double bedrooms
- River views
- Loft access for storage
- Close to town centre



Approx Gross Internal Area
70 sq m / 750 sq ft



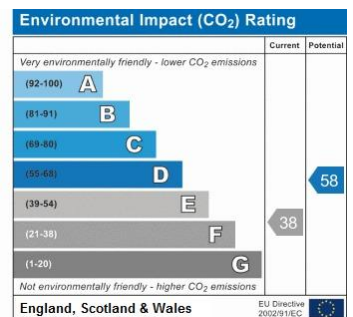
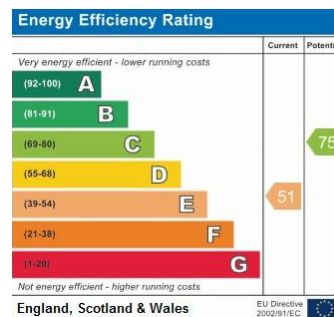
Floorplan

This floorplan is only for illustrative purposes and is not to scale. Measurements of rooms, doors, windows, and any items are approximate and no responsibility is taken for any error, omission or mis-statement. Icons of items such as bathroom suites are representations only and may not look like the real items. Made with Made Snappy 360.

Contact Details

6 Millbridge
Hertford
Hertfordshire
SG14 1PY

www.shepherdsfhertford.com
lettings@shepherdsfhertford.co.uk
01992 551955



Agents Note: Whilst every care has been taken to prepare these sales particulars, they are for guidance purposes only. All measurements are approximate are for general guidance purposes only and whilst every care has been taken to ensure their accuracy, they should not be relied upon and potential buyers are advised to recheck the measurements