



Ashbourne Close, Woodside Park, N12

 2 Bedrooms  1 Bathroom  1 Reception




OIEO £360,000



Adam Hayes - North Finchley Office - Sales 365 Ballards Lane, North Finchley, London, N12 8LL
Tel: 020 8445 4008 Email: info@adam-hayes.co.uk Web: www.adam-hayes.co.uk

Ashbourne Close, Woodside Park, N12

OIEO £360,000

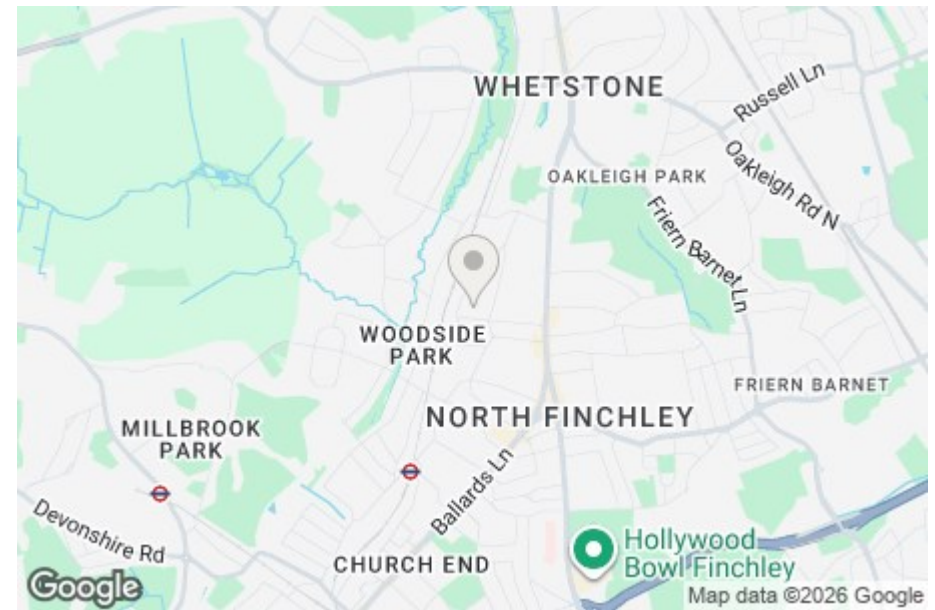
 2 Bedrooms  1 Bathrooms  1 Receptions

Key Features

- Two Bedrooms
- Ground Floor Apartment
- Open-Plan Kitchen/Reception
- Private Patio
- Fitted Wardrobes
- Close to Woodside Park Station

Other Information

Tenure: Leasehold
Length of Lease: 133 Years
Service Charge: £1,700 P/A
Council Tax Band: D

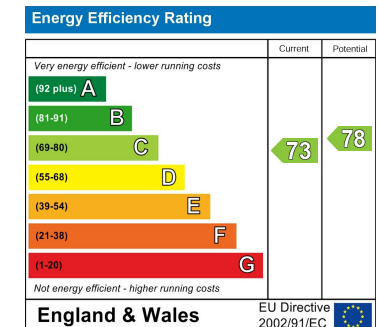


Nearest Stations

- Woodside Park Station 0.1 miles
- West Finchley Station 0.7 miles
- Totteridge & Whetstone Station 0.8 miles

Property Description

Situated within moments of Woodside Park Underground Station (Northern Line) and within easy reach of North Finchley High Road's shops, cafés, and amenities is this beautifully presented two bedroom ground floor apartment, located in a secure and well-maintained development. The property features a welcoming reception room with dining space and a stylish feature wall, a modern open-plan kitchen with integrated appliances, and access to a private patio overlooking landscaped greenery. There are two double bedrooms, both with fitted wardrobes, including the second bedroom with direct access to the patio, and a spacious contemporary bathroom. Further benefits include gas central heating, double glazing, and access to a communal garden. Ideally located close to the picturesque Riverside Walk, this apartment offers a perfect blend of comfort, style, and convenience. To fully appreciate the condition, layout, and location, an internal viewing is highly recommended via the vendors' sole agent Adam Hayes Estate Agents.



Adam Hayes - North Finchley Office - Sales 365 Ballards Lane, North Finchley, London, N12 8LL

Tel: 020 8445 4008 Email: info@adam-hayes.co.uk Web: www.adam-hayes.co.uk

**Approximate Gross Internal Area
657 sq ft - 61 sq m**



Patio
9'10" x 3'1"
3.00m x 0.94m



Ground Floor

Although every attempt has been made to ensure accuracy, all measurements are approximate.
This floorplan is for illustrative purposes only and not to scale.
Measured in accordance with RICS Standards.

These particulars, whilst believed to be accurate, are set out as a general outline only for guidance and do not constitute any part of an offer or contract. Intending purchasers or prospective tenants should not rely on them as statements or representation of fact, but must satisfy themselves by inspection or otherwise as to their accuracy. We have not carried out a detailed survey, not tested the services, appliances and specific fittings. Room sizes should not be relied upon for carpets and furnishings. The measurements given are approximate. No person in this firm's employment has the authority to make or give any representation or warranty in respect of the property.