



22 Ashman Bank Geoffrey Watling Way
, Norwich, NR1 1HB
£1,200 Per month

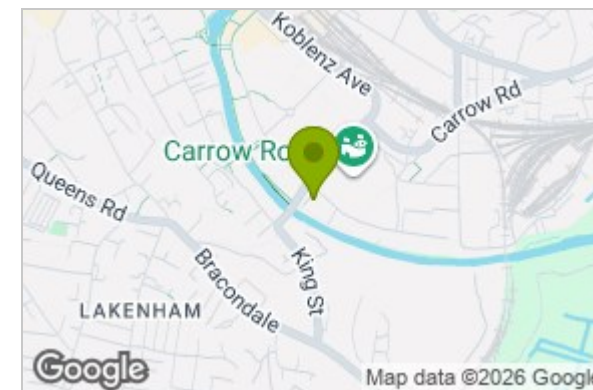


22 Ashman Bank Geoffrey Watling Way, Norwich, NR1 1HB


Two bedroom 4th Floor Apartment close to Norwich Train Station and City Centre with River and Cathedral views, available Now!



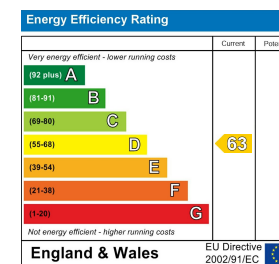
Area Map



Floor Plan



Energy Efficiency Graph



These particulars, whilst believed to be accurate are set out as a general outline only for guidance and do not constitute any part of an offer or contract. Intending purchasers should not rely on them as statements of representation of fact, but must satisfy themselves by inspection or otherwise as to their accuracy. No person in this firm's employment has the authority to make or give any representation or warranty in respect of the property.

2B Sprowston Road, Norwich, Norfolk, NR3 4QN

Tel: 01603 555577 Email: enquiries@baela.co.uk www.baela.co.uk