



WHEATFIELDS RICKINGHALL, IP22 1EN

£200,000
FREEHOLD

Discover this two bedroom semi-detached bungalow in the well-served village of Rickingham. Located on a good-sized corner plot in a peaceful village location. The property offers modern, comfortable living throughout. The thoughtfully designed layout includes a modern kitchen opening into a spacious sitting room, two bedrooms and a bathroom. Outside you will find a low-maintenance rear garden, garage and driveway for parking. This is the ideal home for those seeking single-storey living

allhomes

WHEATFIELDS

- Two Bedroom Bungalow With No Onward Chain
- Garage & Driveway For Parking
- Two Bedrooms
- Oil Fired Central Heating
- Well Appointed Kitchen
- Enclosed Low Maintenance Rear Garden
- Bathroom
- Quiet Village Location
- Within Walking Distance To The Village Amenities
- Step Inside Today With Our 360 Virtual Tour!



Entrance Hall

Loft access and airing cupboard housing the boiler. Consumer unit.

Sitting Room

Well-proportioned room with sliding patio doors opening directly to the garden. Opens to the kitchen. Two radiators

Kitchen

Modern kitchen with a range of wall and base cupboard and drawer units. Inset sink and drainer. Space for kitchen appliances including free standing oven, washing machine and full fridge freezer. Window to side.

Bedroom 1

Double room with window to side. Radiator.

Bedroom 2

Window to side. Radiator.

Bathroom

WC and pedestal wash basin. Fully tiled with bath and taps. Window to front and radiator.

Outside

Good size corner plot laid mainly to lawn at the front and side. Picket fence to rear garden. Fully enclosed Low maintenance rear garden with small patio and shingle area, steps up to the garage. Oil tank

Garage

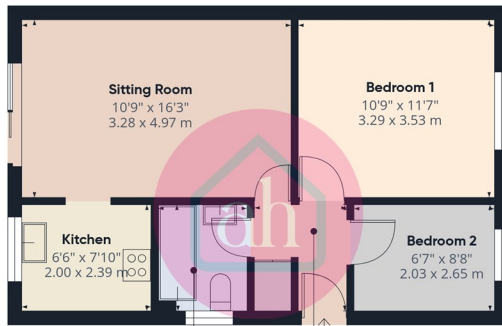
Driveway leading directly to the garage. Up and over door, potential for over head storage and power connected.

Disclaimer

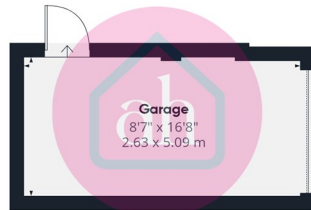
Allhomes, along with their representatives, aren't authorised to provide assurances about the property, whether on their own behalf or on behalf of their client. We don't take responsibility for any statements made in these particulars, which don't constitute part of any offer or contract. To comply with AML regulations, £30 is charged to the buyer which covers the cost of the digital ID check. It's recommended to verify leasehold charges provided by the seller through legal representation. All mentioned areas, measurements, and distances are approximate, and the information, including text, photographs, and plans, serves as guidance and may not cover all aspects comprehensively. It shouldn't be assumed that the property has all necessary planning, building regulations, or other consents. Services, equipment, and facilities haven't been tested by allhomes, and prospective purchasers are advised to verify the information to their satisfaction through inspection or other means.

WHEATFIELDS





Ground Floor Building 1



Ground Floor Building 2

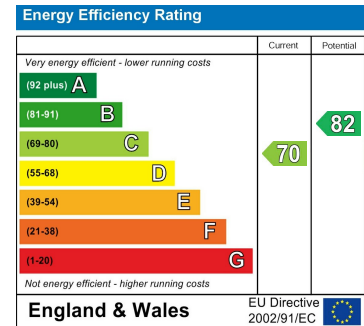
allhomes

Approximate total area⁽¹⁾
631 ft²
58.7 m²

(1) Excluding balconies and terraces

Calculations reference the RICS IPMS 3C standard. Measurements are approximate and not to scale. This floor plan is intended for illustration only.

GIRAFFE360



EPC Rating: TBC Council Tax Band: B

Agents Note: Whilst every care has been taken to prepare these particulars, they are for guidance purposes only. All measurements are approximate and are for general guidance purposes only and whilst every care has been taken to ensure their accuracy, they should not be relied upon and potential buyers/tenants are advised to recheck the measurements

allhomes
28 Thurston Granary, Thurston
Bury St Edmunds
Suffolk
IP33 3QU

01359 234444
mail@allhomes.uk.com
allhomes.uk.com

allhomes