



19 Glover Close, Riverdown Park, Salisbury, Wiltshire, SP1 3DE

£325,000 Freehold

About The Property

The property is a modern, three bedroom semi detached house built approximately 10 years ago by David Wilson Homes and is situated in an off road position on the popular Riverdown Park development on the north-eastern outskirts of the city.

The house is presented in good order throughout and comprises an entrance hallway with two useful storage cupboards and stairs leading to the first floor.

There is a cloakroom with a tiled floor and the kitchen has an excellent range of units with an integrated oven and hob together with space for the usual appliances including plumbing for both a washing machine and dishwasher.

The sitting/dining room is a good size with space for a table and chairs and French doors lead out on to the rear garden.

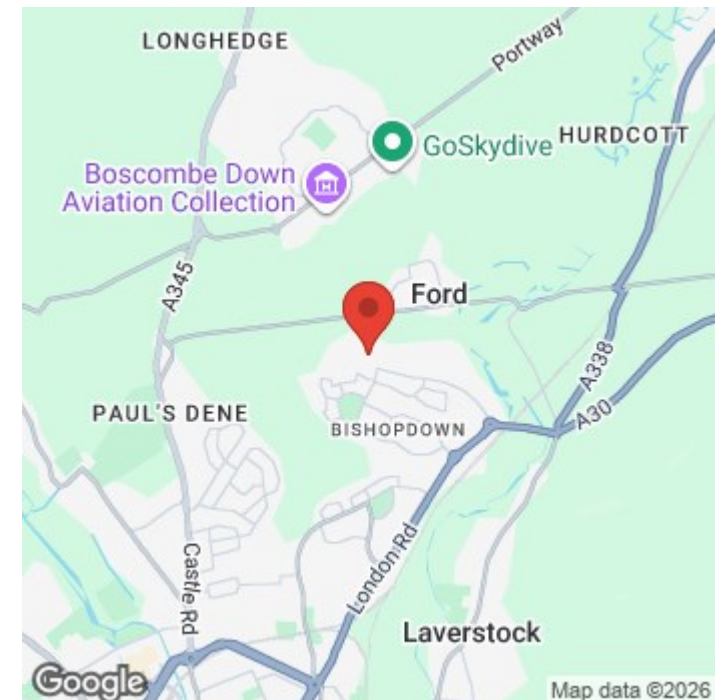
On the first floor there are three bedrooms with the main bedroom having a fitted double wardrobe and an en-suite shower room which has part tiled walls and a tiled floor. There is also a family bathroom with a hand held shower over the bath.

To the rear of the property is a pleasant garden with a patio and lawn together with a timber shed and an outside tap and light. It is enclosed on all sides by timber fencing with a side access gate. There is a nearby car parking area within which there are two allocated parking spaces. Further benefits include PVCu double glazing throughout and gas fired central heating.

The property lies within a pedestrianised area away from passing traffic and the development provides excellent access into the city centre. Nearby amenities include a convenience store, doctors' and veterinary surgeries and two primary schools on this development and the adjacent Bishopdown Farm development. There is no onward chain.



- Modern semi detached house
- Three bedrooms
- Sitting/dining room
- Kitchen
- Bathroom and cloakroom
- En suite shower room
- PVCu double glazing and gas CH
- Two allocated parking spaces
- Situated in a pedestrianised area
- No chain

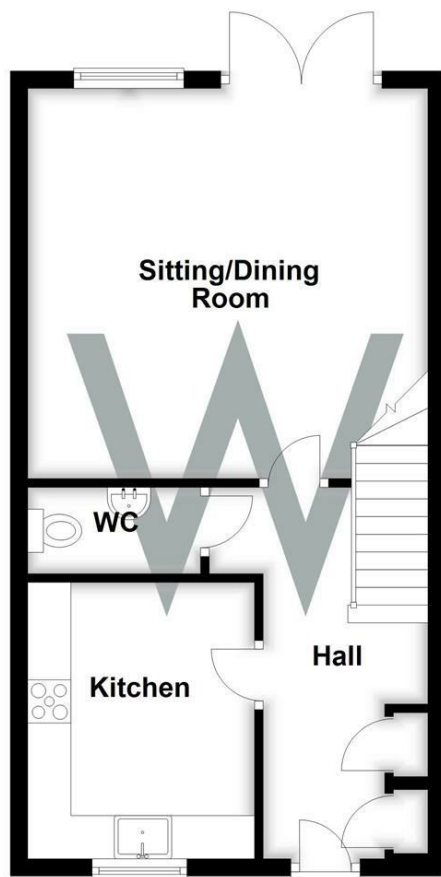




W
WHITES

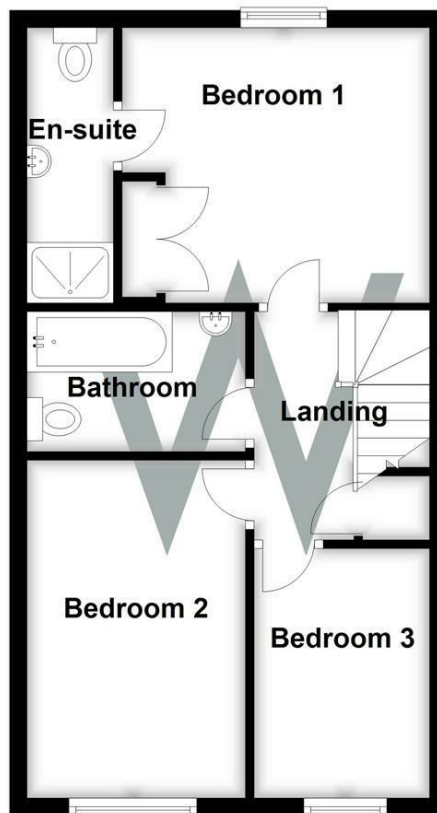
Ground Floor

Approx. 41.3 sq. metres (444.4 sq. feet)



First Floor

Approx. 41.5 sq. metres (447.0 sq. feet)



Further Information

Local authority: Wiltshire Council

Council Tax: D - £2777.99 (2026/2027)

Tenure: Freehold

Services: Mains gas, water, electricity and drainage are connected to the property.

Heating: Gas central heating.

Directions: Leave Salisbury on the A30 London Road and at the 2nd roundabout turn left on to Pearce Way. Proceed to the end of the road and at the T-junction turn right, then turn left into Saunders Avenue. Turn right into Glover Road and the property can be found along a pedestrian pathway on the left hand side.

What3Words: ///guards.obligated.lollipop

Energy Efficiency Rating		Current	Potential
Very energy efficient - lower running costs			
(92 plus) A			95
(81-91) B		84	
(69-80) C			
(55-68) D			
(39-54) E			
(21-38) F			
(1-20) G			
Not energy efficient - higher running costs			
England & Wales		EU Directive 2002/91/EC	