



jordan fishwick

42 Turnberry Drive, SK9 2QN
Guide Price £340,000

Turnberry Drive Wilmslow SK9 2QN

Guide Price £340,000




An excellent opportunity to acquire this three bedroom semi detached home, offering spacious accommodation throughout and being ideally positioned on a popular and well established road. The property is perfectly placed to enjoy all that Wilmslow has to offer — excellent amenities, highly regarded schools, boutique shops, cafés, restaurants, and supermarkets, while nearby open green spaces and scenic walks, such as The Carrs Park and the Bollin Valley Trail. Commuters benefit from Wilmslow train station, providing direct services to Manchester, Stockport and London, along with easy access to Manchester Airport and the M56/M60 motorway network. The accommodation in brief comprises an entrance porch opening into a bright and spacious living room to the front aspect and handy understairs storage. The kitchen/diner offers ample space for everyday living and provides direct access to the conservatory, a beneficial and spacious reception area. The first floor presents three well proportioned bedrooms, two of which feature fitted storage. The family bathroom offers a modernised three piece suite, with shower over bath. Externally, the property enjoys a beautifully maintained frontage, driveway parking and gated side access leading to the private rear garden. The rear garden is laid to lawn with a patio area and provides a private retreat. Viewings Essential.





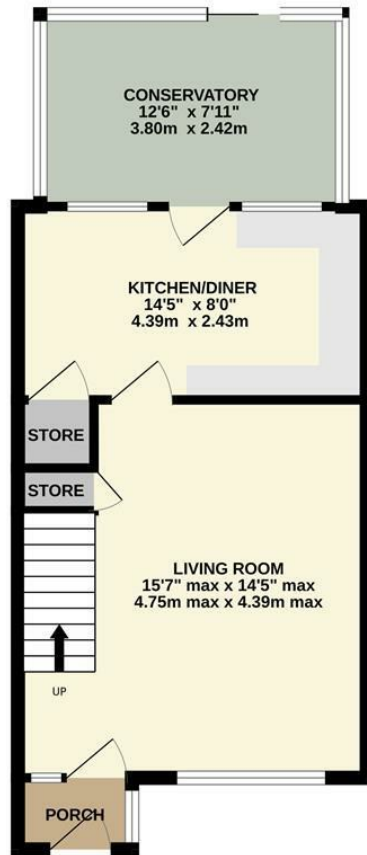
- Semi Detached
- Three Bedrooms
- Popular Location
- Spacious Accommodation
- Conservatory
- Kitchen Dining Space
- Off Road Parkig
- No Chain



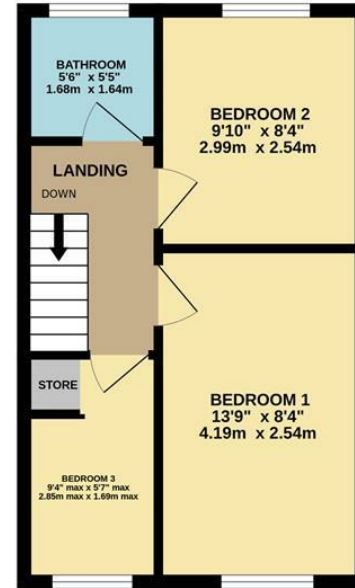
| Energy Efficiency Rating | | |
|---|---|-----------|
| | Current | Potential |
| Very energy efficient - lower running costs | | |
| (92 plus) A | | |
| (81-91) B | | |
| (69-80) C | 69 | 76 |
| (55-68) D | | |
| (39-54) E | | |
| (21-38) F | | |
| (1-20) G | | |
| Not energy efficient - higher running costs | | |
| England & Wales | EU Directive 2002/91/EC  | |



GROUND FLOOR



1ST FLOOR



Measurements are approximate. Not to scale. Illustrative purposes only.
Made with Metroplan ©2025



These particulars are believed to be accurate but they are not guaranteed and do not form a contract. Neither Jordan Fishwick nor the vendor or lessor accept any responsibility in respect of these particulars, which are not intended to be statements or representations of fact and any intending purchaser or lessee must satisfy himself by inspection or otherwise as to the correctness of each of the statements contained in these particulars. Any floorplans on this brochure are for illustrative purposes only and are not necessarily to scale.

Offices at: Chorlton, Didsbury, Disley, Hale, Glossop, Macclesfield, Manchester Deansgate, Manchester Whitworth Street, New Mills, Sale, Wilmslow and Withington

36-38 Alderley Road, Wilmslow SK91JX
01625 532000

wilmslow@jordanfishwick.co.uk
www.jordanfishwick.co.uk