




16 Giffard Lane,
Offers Over £500,000

 4  3  2



Set within the highly regarded and award winning Elvetham Heath development, this beautifully presented four bedroom townhouse enjoys an enviable position overlooking open green space, offering an excellent balance of modern living and the outdoors.

Key Features

- Elvetham Heath Development
- Two En Suites & Family Bathroom
- Refitted Kitchen/Family/Dining Room
- Landscaped Gardens
- Close To The Bridge So Easy Access To Fleet Town & Train Station
- Four Bedrooms
- Large Living Room
- Great Order Throughout
- Allocated Parking Space & Use Of A Garage
- Viewing Highly Recommended

