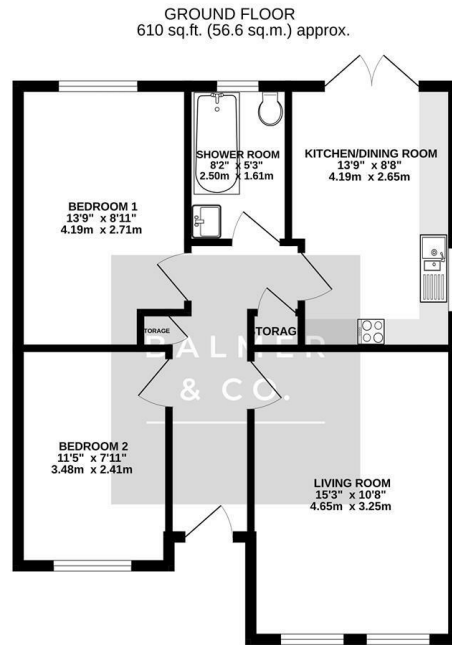


Stowe Gardens, Leigh, WN7 1HX
Offers Over £220,000



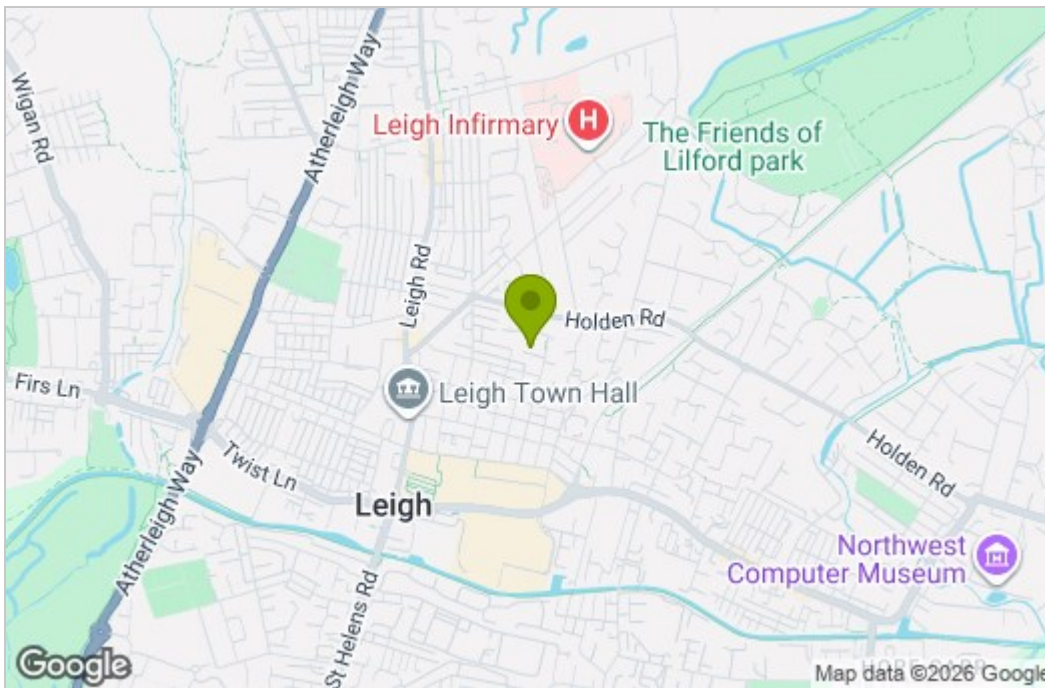
BALMER & CO in LEIGH are delighted to offer FOR SALE this fantastic two bedroom semi-detached bungalow close to Leigh town centre. Offered with no onward chain, this property is situation in a quiet residential location and is very nicely presented throughout. Comprising in brief of entrance hallway, large living room with feature gas fireplace and surround, modern fitted kitchen with integrated appliances, large master bedroom, second double bedroom, both with fitted wardrobes, whilst there is a modern fitted three piece bathroom with a walk-in-bath and shower over completing the accommodation on offer. Externally the property has a double driveway to the front providing off-road parking, whilst to the rear there is a fully enclosed, South facing garden with lawn and patio areas. Early viewings highly recommended, all enquiries welcome.

Floor Plan




TOTAL FLOOR AREA: 610 sq ft. (56.6 sq.m.) approx.
Whilst every attempt has been made to ensure the accuracy of the floorplan contained here, measurements of doors, windows, rooms and any other items are approximate and no responsibility is taken for any error, omission or misstatement. This plan is for illustrative purposes only and should be used as such to only prospective purchasers. The services, systems and appliances shown have not been tested and no guarantee as to their operability or efficiency can be given.
Made with Memphis 10000

Area Map



Energy Efficiency Graph



These particulars, whilst believed to be accurate are set out as a general outline only for guidance and do not constitute any part of an offer or contract. Intending purchasers should not rely on them as statements of representation of fact, but must satisfy themselves by inspection or otherwise as to their accuracy. No person in this firm's employment has the authority to make or give any representation or warranty in respect of the property.