



* GUIDE PRICE - £170,000 - £180,000 *
SUPERB CENTRAL LOCATION CLOSE
TO TWO MAJOR RAIL LINKS -
SECURE PARKING & NO ONWARD
CHAIN * Positioned within a few
minutes walk of Southend East Train
Station, this large one bedroom flat
offers allocated off-street parking and a
communal roof terrace. Located close
to excellent amenities and the seafront!

- First Floor Flat
- Private Balcony
- One Allocated Off-Street Parking Space
- Gas Central Heating
- Minutes from Excellent Shops and Eateries
- Open Plan Kitchen/Living Room
- Communal Roof Terrace
- Double Glazing
- Walking Distance to Southend East Train Station and Bus Links
- Close to Southend High Street and Seafront

Southchurch Road

Southend-on-Sea

£170,000

Price Guide



Southchurch Road



Primely located within minutes of Southend East Train Station is this delightful one bedroom first floor flat. The train line offers direct access to London on the c2c line, whilst convenient local bus links are moments away. An array of established shops and eateries can be found within walking distance, with Southend High Street within close proximity. Also within the area are popular parks and Southend's seven-mile-long seafront.

The flat is located on the first floor and boasts open plan living accommodation. The heart of the property lies within the sizeable kitchen/living area which leads onto a private balcony. Further accommodation includes one large double bedroom, a three piece bathroom and storage. A communal roof terrace is open to all, whilst the flat has one allocated off-street parking space.

One Bedroom First Floor Flat

Entrance Hall

Open Plan Kitchen/Living Room

27'6 x 10'3 > 9'9

Juliette Balcony

Grand Double Bedroom

17'4 x 10'2

Bathroom/w.c

7'4 x 6'2


Storage

One Allocated Off-Street Parking Space

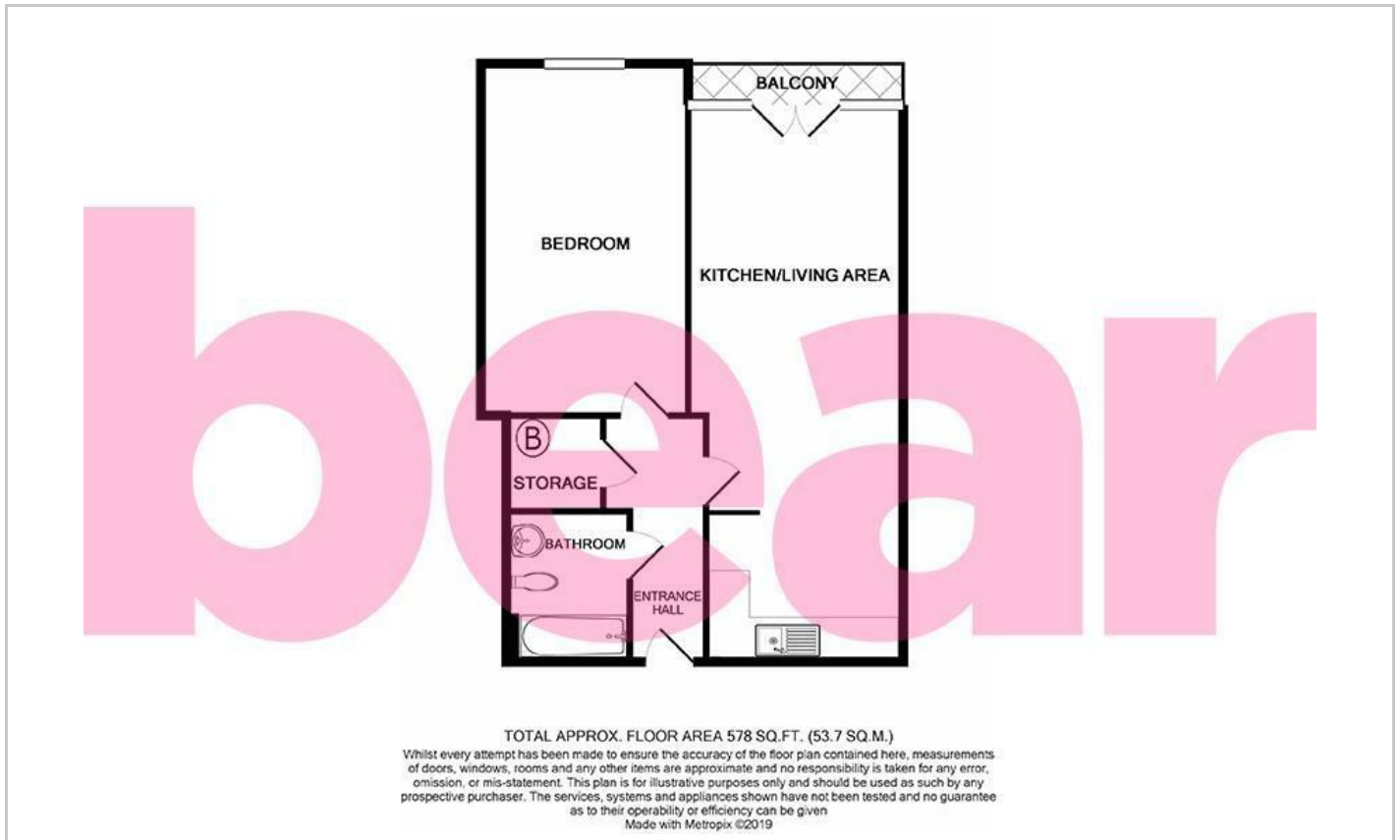
Communal Roof Terrace

Agents Note

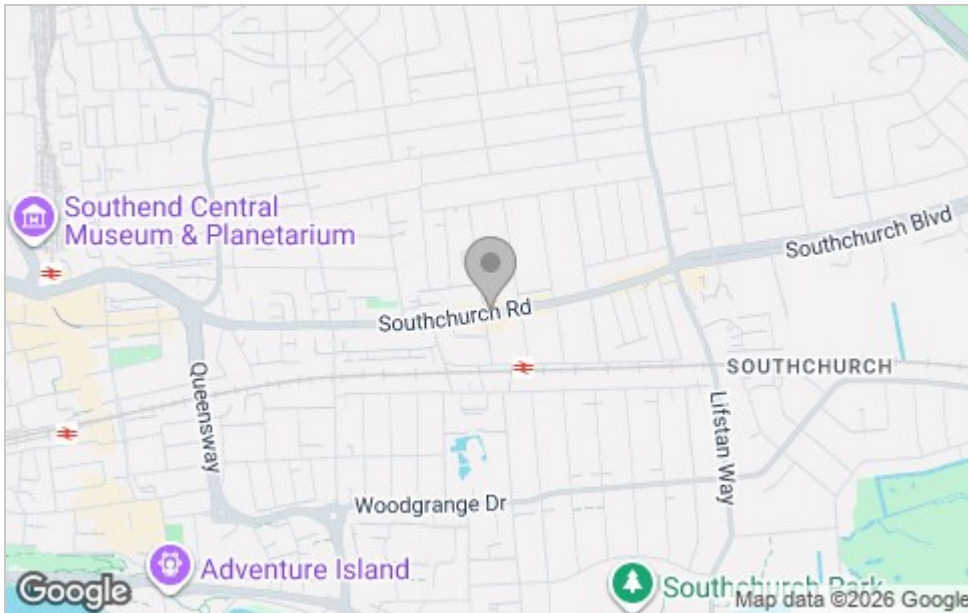
The lease has approximately 112 years to run. The ground rent is £250 per annum. The service charge is £2179 per annum (£181.58 per month)



Floor Plan



Area Map



Viewing

Please contact our Southend-on-Sea Office on 01702 811211 if you wish to arrange a viewing appointment for this property or require further information.

These particulars, whilst believed to be accurate are set out as a general outline only for guidance and do not constitute any part of an offer or contract. Intending purchasers should not rely on them as statements of representation of fact, but must satisfy themselves by inspection or otherwise as to their accuracy. No person in this firm's employment has the authority to make or give any representation or warranty in respect of the property.

204 Woodgrange Drive, Southend-on-Sea, Essex, SS1 2SJ

Office: 01702 811211 info@bearestateagents.co.uk <https://www.bearestateagents.co.uk>

Energy Efficiency Graph

