



The Boston

The Boston's colour scheme is mature but still bang on trend. Blush pink and graphite accented furniture add contrast to the earthy base palette of grey and dark oak, creating a warm and calming space.



It's a home you could truly make your own with a large open plan living space that's ideal for filling with cosy blankets, luscious green plants and personal touches.

If you prefer simplicity, the clean lines of this lodge are a great base for that minimalist decor you've been dreaming of. Extra storage and a cleverly designed layout mean you won't be short of space. Whether you are entertaining the family or on vacation with your furry friends there's plenty of room for everyone.

The Boston offers all the essentials you could want from an entry level holiday lodge - all it needs now is you!



Best for value





What's included

Everything below is included in the Boston as standard.

Exterior / structure

- Embossed aluminium cladding - Light Grey
- Energy efficient white PVCu double glazed windows and doors
- Single sliding patio door
- Fully galvanised chassis
- Residential specification BS 3632 (2023)

Interior features

- Lobby seating and coat hooks
- Central heating system with high-efficiency condensing combi boiler

Lounge

- Freestanding two seater sofas
- Coffee table
- Media unit

Dining area

- Freestanding dining table
- Upholstered dining chairs
- Sideboard with framed mirror

Kitchen

- Gas oven/grill with hob and glass splashback
- Integrated 70/30 fridge-freeze
- Integrated microwave
- Integrated extractor fan

Main bedroom

- King-size bed
- Walk-in wardrobe
- Bedside cabinets
- Floating dressing table with stool and mirror
- Ensuite shower room

Twin bedroom(s)

- 3ft wide single beds
- Bedside cabinet
- Walk-in wardrobe
- Floating dressing table with mirror

Family bathroom

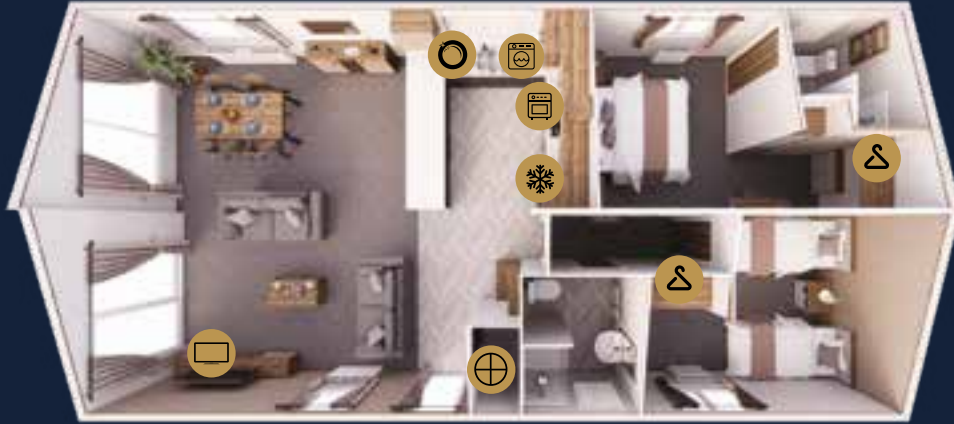
- Shower enclosure with thermostatically controlled shower
- Dual flush WC
- Wash basin

Make it your own

Below is a list of all the extras available to truly personalise your home. We recommend ticking the ones you want as this will ensure your park or distributor includes the options when providing you with a quote.

- | | | |
|---|--|--|
| <input type="checkbox"/> Exterior cladding - CanExel® options (See page 36) | <input type="checkbox"/> Bath to replace shower in family bathroom | <input type="checkbox"/> Internet ready pack |
| <input type="checkbox"/> Graphite UPVC windows and doors | <input type="checkbox"/> Coordinated bedding pack | <input type="checkbox"/> Lift up bed to main bedroom |
| <input type="checkbox"/> Integrated dishwasher | <input type="checkbox"/> Fold-out sofa bed to lounge | <input type="checkbox"/> Lighting Pack (includes under cabinet spotlights, plinth lighting and under canopy exterior spotlights) |
| <input type="checkbox"/> Integrated washer/dryer | <input type="checkbox"/> Footstool | <input type="checkbox"/> Wall mounted TV point |
| <input type="checkbox"/> Simply Better Sleep mattress upgrade pack | <input type="checkbox"/> Hive thermostat | |
| | <input type="checkbox"/> Double bed to replace twin beds | |

Floor Plans










Boston • 40 x 20 • 2 bedroom • sleeps 4



Boston • 40 x 20 • 3 bedroom • sleeps 6

Key

-  Boiler
-  Fridge-freezer
-  TV space
-  Oven
-  Washing machine
-  Wardrobe
-  Dishwasher

Model designations shown for the above product(s) are not definitive dimensions. For actual dimensions please refer to the table on page 37. Photography shows 40 x 20 two bedroom model with Sand CanExel®, integrated dishwasher, 70/30 fridge-freezer, bedding pack, and lighting pack. Product photography is intended for illustrative purposes only. Your holiday lodge may vary from product photography based on your chosen specification, options selected, and availability of materials. Some of the items photographed (such as TV, kettle, ornaments etc.) are accessories used for illustrative purposes only and are not included. Specification and options are accurate as of 1st August 2025. All specifications and options are subject to change and are superseded by any subsequent publication. Additional product images can be viewed at willerby.com/boston