



abbotFox
Bespoke.

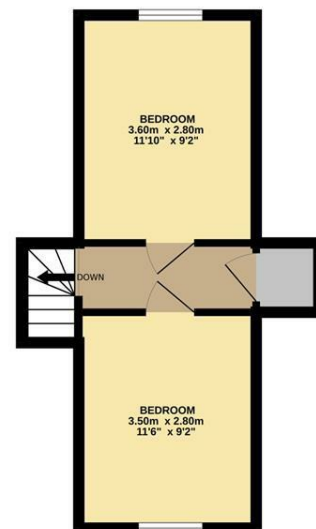
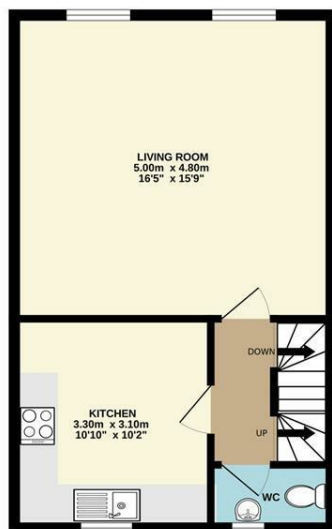
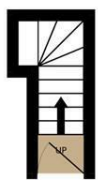
Norwich's Historic City Centre | NR3
Guide £250,000 - £325,000

GROUND FLOOR
218 sq.m (217 sq.ft) approx.

1ST FLOOR
462 sq.m (500 sq.ft) approx.

2ND FLOOR
362 sq.m (391 sq.ft) approx.

3RD FLOOR
262 sq.m (282 sq.ft) approx.



Disclaimer – In accordance with the Property Misdescriptions Act, the company gives notice that all descriptions, references to condition, necessary permissions for use and other details are given in good faith and believed to be correct, but any intending lessees do not rely on them as statements of fact, but must satisfy themselves by inspection or other means, as to their accuracy.

TOTAL FLOOR AREA : 103.1 sq.m. (1110 sq.ft.) approx.

Whilst every attempt has been made to ensure the accuracy of the floorplan contained here, measurements of doors, windows, rooms and any other items are approximate and no responsibility is taken for any error, omission or mis-statement. This plan is for illustrative purposes only and should be used as such by any prospective purchaser. The services, systems and appliances shown have not been tested and no guarantee as to their operability or efficiency can be given.
Made with Metropix ©2023



abbotFox Bespoke presents this beautiful, period apartment enviably located opposite the Cathedral in Norwich's historic city centre.

Accommodation is arranged over three 1/2 floors and briefly comprises; entrance hall with stairs to the first floor which provides a WC, generous kitchen breakfast room overlooking the Parish Church of St George and a large sitting room to the front overlooking Norwich Cathedral.

The principal bedroom is found on the second floor and is of good proportions. There is a bathroom on the same floor with two further bedrooms on the third floor.

There is a good amount of period features throughout. The property is freehold.

