



Shirland Street, Chesterfield, Derbyshire S41 7NH

 2  1  1  EPC D

£775 Per Month

PINEWOOD



Shirland Street

Chesterfield Derbyshire S41 7NH

£775 Per Month

2 bedrooms

1 bathrooms

1 receptions

- NEW DECOR THROUGHOUT
- MODERN DINING KITCHEN WITH PANTRY - INTEGRATED OVEN, HOB AND EXTRACTOR
- DOWNSTAIRS WC/UTILITY ROOM
- DOUBLE GLAZING AND GAS CENTRAL HEATING
- LANDSCAPED GARDEN WITH LAWN, PATIO AND SHED
- MODERN BATHROOM WITH SHAPED BATH AND SHOWER OVER
- TOWN CENTRE LOCATION
- CLOSE TO TRAIN STATION, ROYAL HOSPITAL, COLLEGE AND M1 MOTORWAY JUNCT 29
- DOUBLE BEDROOM AND GENEROUS SINGLE BEDROOM
- INVITING LOUNGE WITH NEW CARPET



SUCH A CONVENIENT LOCATION....

NEW DECOR THROUGHOUT AND NEW LOUNGE CARPET

This is a two bed end terraced property located in the town centre and close to the Train Station, Royal Hospital, College and great for commuters to the M1 Motorway Junct 29

The downstairs has a useful WC/Utility room, modern kitchen diner with integrated oven and hob, pantry and a spacious lounge. To the first floor is a double bedroom, contemporary bathroom with white suite, shaped bath and shower over and a generous single bedroom. To the rear is a an outside lockable store, landscaped fully enclosed garden with lawn, patio and lockable summerhouse. UPVC Double Glazing and Gas Central Heating.

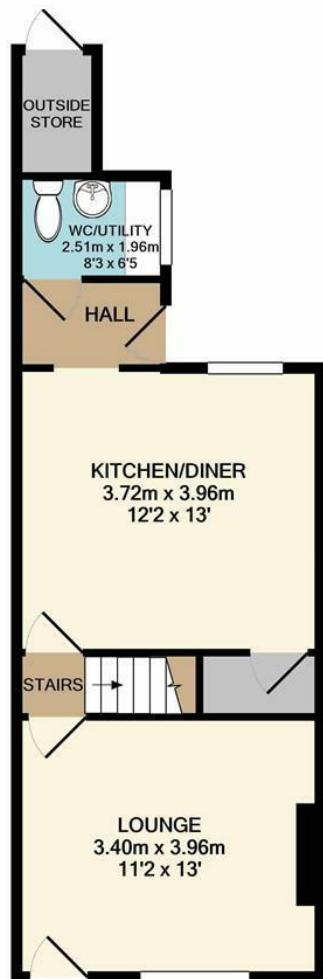
****VIDEO TOUR AVAILABLE - TAKE A LOOK AROUND****

If you would like to view/apply for this property, please click the 'Request Details' button on Rightmove and enter your information

Disclaimer

These particulars do not constitute part or all of a contract. While we endeavour to make our particulars fair, accurate and reliable, they are only a general guide to the property the photos are for reference purpose only, the white goods advertised may not be in situ and and if there are any points which are of particular importance to you or any particular white goods required please check with the office and we will be pleased to check the position on these.



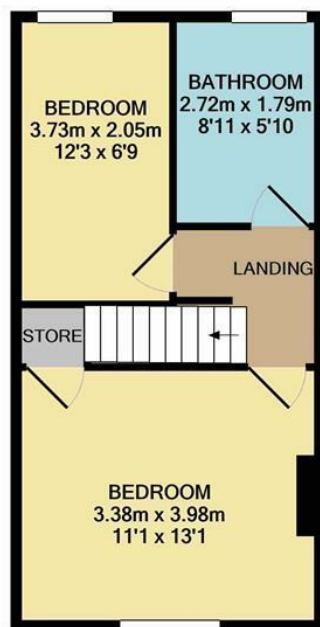


GROUND FLOOR
APPROX. FLOOR
AREA 37.8 SQ.M.
(407 SQ.FT.)

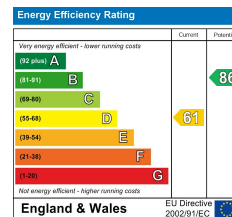
TOTAL APPROX. FLOOR AREA 69.0 SQ.M. (743 SQ.FT.)

Whilst every attempt has been made to ensure the accuracy of the floor plan contained here, measurements of doors, windows, rooms and any other items are approximate and no responsibility is taken for any error, omission, or mis-statement. This plan is for illustrative purposes only and should be used as such by any prospective purchaser. The services, systems and appliances shown have not been tested and no guarantee as to their operability or efficiency can be given

Made with Metropix ©2020



1ST FLOOR
APPROX. FLOOR
AREA 31.2 SQ.M.
(336 SQ.FT.)



Mansfield branch
24 Albert Street
Mansfield, NG1
01623 621001

Clowne branch
26 Mill Street,
Clowne, S43 4JN
01246 810519

Clay Cross branch
20 Market Street,
Clay Cross, S45 9JE
01246 251194

Chesterfield branch
33 Holywell Street,
Chesterfield, S41 7SA
01246 221039



PINEWOOD