



Woodlands Crescent
Poundbury
£600,000 Offers In The Area Of



OFFERED WITH NO FORWARD CHAIN, and found in an area of outstanding natural beauty, is this three-bedroom family home arranged over three floors, offering spacious living areas with versatile spaces. The ground floor is designed for seamless entertaining and daily life, featuring a well-equipped kitchen/breakfast room, a dedicated utility room, an additional dining area with garden access, and a practical downstairs w/c. The first floor boasts a generous primary living room, a family bathroom, and a good-sized bedroom. The second floor concludes the layout with a Jack-and-Jill bathroom and two further double bedrooms. The home benefits from excellent storage solutions throughout and is complete with a double garage accessible both up and over doors and via the enclosed rear garden. EPC rating C.

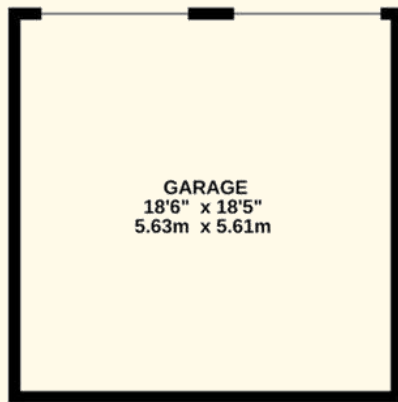
Poundbury is an urban development of the County Town of Dorchester and is King Charles III's vision for the development of new communities in the 21st century. It is designed to be a sustainable development where it is possible to meet a higher proportion of daily needs on foot, rather than relying upon a car. Within walking distance to the property there are a plethora of amenities including The Duchess of Cornwall Hotel and Restaurant and an ever-growing range of bistros, coffee shops, beauty salons, shops, hairdressers, dentists, medical centre, garden centre and the highly regarded Damers First School. The Great Field is a short walk away and offers a wonderful open space and play area. In the Queen Mother Square there is a A Monart luxury spa within the Royal Pavilion, a Waitrose, Brace of Butchers and the Dorset Wine Co, while the Dorset County Hospital is also nearby.



Upon entering, you are welcomed by a tiled entrance hallway that provides access to a convenient downstairs W/C with a wash basin, two integrated storage cupboards, and the staircase leading to the first floor. The tiled flooring flows seamlessly throughout the entire ground floor, leading into a generous kitchen/breakfast room. This area offers a wonderful, open space for hosting, highlighted by a large front window that fills the room with natural light. The kitchen features a range of wall and base level units with worktop over, with integrated appliances including a four-ring gas hob with an extractor hood, a microwave, and a Bosch double oven and fridge. There is plenty of space for additional appliances such as a dishwasher, while a separate utility room neatly houses space for the freezer, washing machine, and provides direct access to the side garden. Positioned just off the kitchen/breakfast room, is a good-sized and versatile dining area, featuring French doors that open up directly onto the patio area, making it perfect for indoor-outdoor living.

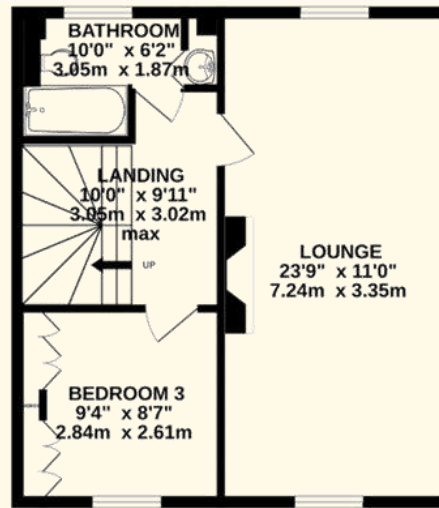
An open staircase leads to the first floor, where attractive wood-effect flooring flows across the landing and throughout the upper levels. This floor features a spacious lounge centered around a coal effect gas fireplace. Nearby, the third bedroom serves as an ideal guest room or home office, complete with practical built-in wardrobe. Serving this floor is the bathroom, fitted with a panel enclosed bath with shower attachment, a W/C, and wash basin with under-sink vanity. The top floor opens up into a spacious layout hosting two further double bedrooms. Both rooms are generously sized, with the larger bedroom benefitting from both a built-in wardrobe and a separate storage cupboard. These bedrooms share convenient access to a modern Jack-and-Jill bathroom, comprised of a shower cubicle, a W/C, a wash basin, and further integrated storage space.

Externally, the property is equally impressive. The rear garden is an enclosed space, established with a variety of mature shrubs, plants, and small trees, all set against a mixture of lawn and patio areas. Gated access at the rear leads directly to a substantial double garage, which comes complete with lighting and power, one electric up-and-over door and one manual up-and-over door.

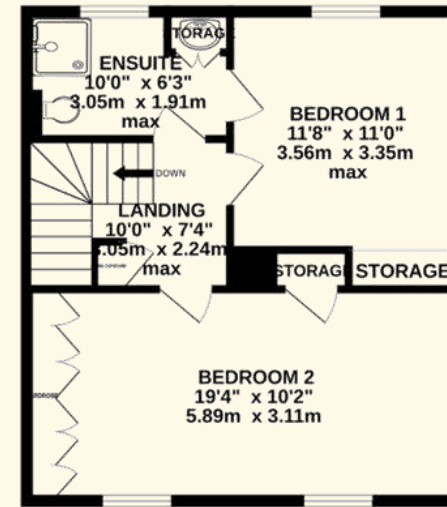


GARAGE
18'6" x 18'5"
5.63m x 5.61m

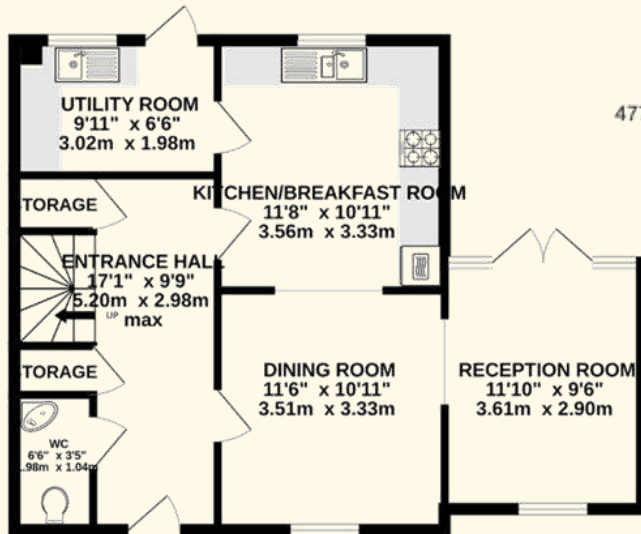
GROUND FLOOR
940 sq.ft. (87.3 sq.m.) approx.



1ST FLOOR
477 sq.ft. (44.3 sq.m.) approx.



2ND FLOOR
482 sq.ft. (44.8 sq.m.) approx.



Services:
Mains electricity and water are connected.
Gas Central Heating.

Agents Notes:
Please note there is an annual Manco charge with charges varying between £225 and £315 dependent upon location. Reduced fees are offered for early payment.
For further information on Poundbury including covenants and stipulations, please visit: www.poundburymanco.co.uk

TOTAL FLOOR AREA : 1898 sq.ft. (176.4 sq.m.) approx.
Whilst every attempt has been made to ensure the accuracy of the floorplan contained here, measurements of doors, windows, rooms and any other items are approximate and no responsibility is taken for any error, omission or mis-statement. This plan is for illustrative purposes only and should be used as such by any prospective purchaser. The services, systems and appliances shown have not been tested and no guarantee as to their operability or efficiency can be given.
Made with Metropix ©2026



Local Authorities:

Dorset Council
County Hall
Colliton Park
Dorchester
DT1 1XJ

Tel: 01305 211970

The council tax band is E.

Flood Risk:

Enquire for up-to-date details or check the website for the most current rating.
<https://check-long-term-flood-risk.service.gov.uk/risk#>

Broadband and Mobile Service:

At the time of the listing, standard, superfast and ultrafast broadband are available.

Mobile phone service varies dependent upon your provider.

For up-to-date information please visit <https://checker.ofcom.org.uk>

Stamp Duty:

Stamp duty is likely to be payable on this property dependent upon your circumstance. Please visit the below website to check this.
<https://www.tax.service.gov.uk/calculate-stamp-duty-landtax/#!/intro>