



# Lodges & Caravans

FOR SALE



## Admiral park 45, Willerby Pinehurst Nodes point holiday park, Saint Helens, DO33 1VA Price £75,000

- Luxury 2018 Pinehurst lodge
- Open-plan living area
- Master bedroom with double bed
- High-standard family bathroom
- Located in charming Bembridge
- Spacious 40x20ft dimensions
- Modern kitchen with appliances
- Twin beds in second bedroom
- Overlooks Bembridge Bay
- Perfect for seaside escapes


# Admiral park 45, Willerby Pinehurst Nodes point holiday park, Saint Helens PO33 1YA

Nestled within the serene Nodes Point Holiday Park in Saint Helens, this exquisite 2018 Willerby Pinehurst lodge presents an unparalleled opportunity for luxury holiday living. Spanning an impressive 800 square feet, this two-bedroom, two-bathroom lodge is designed to offer both comfort and style, all while boasting stunning views of the picturesque Bembridge Bay on the Isle of Wight.


Upon entering, one is immediately struck by the spacious open-plan living area, which is flooded with natural light. The contemporary fitted kitchen is equipped with modern appliances, making it ideal for preparing delightful meals. The adjoining dining area is perfect for family gatherings, while the spacious lounge provides a comfortable space to unwind and enjoy the breathtaking coastal scenery. The extra width of the Pinehurst enhances its residential feel, elevating it beyond the typical holiday home experience.

The lodge features two well-appointed bedrooms, each serving as a tranquil retreat. The master bedroom is fitted with a generous double bed and ample storage, ensuring a restful night's sleep. The second bedroom, equipped with twin beds, comfortably accommodates additional guests, making it perfect for family holidays. A modern family bathroom, finished to a high standard, adds to the lodge's appeal.

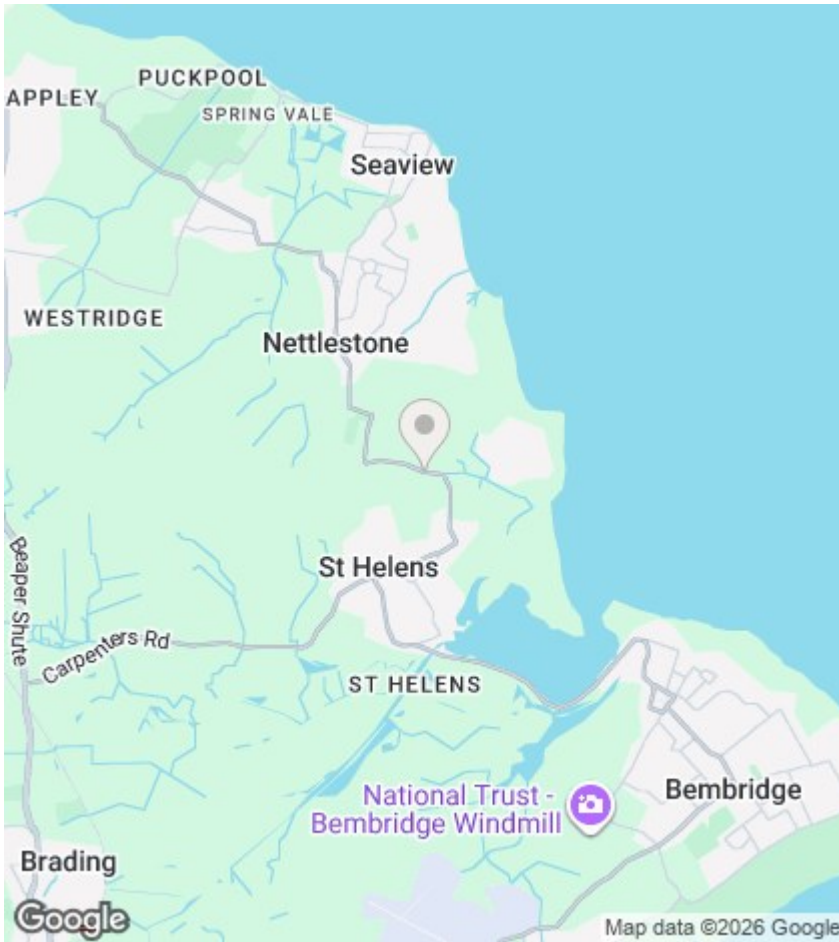
The location itself is simply idyllic. Bembridge, a charming coastal village, is rich in character and offers sandy beaches, a picturesque harbour, and a selection of independent shops and excellent dining options. The wider Isle of Wight is a treasure trove of exploration, featuring iconic landmarks such as the Needles and Osborne House, alongside scenic coastal walks and a variety of watersports.



Council Tax Band: Exempt







## Directions

## Viewings

Viewings by arrangement only. Call 07500 874938 to make an appointment.

## EPC Rating:

Energy Efficiency Rating		Current	Potential
Very energy efficient - lower running costs			
(92 plus) <b>A</b>			
(81-91) <b>B</b>			
(69-80) <b>C</b>			
(55-68) <b>D</b>			
(39-54) <b>E</b>			
(21-38) <b>F</b>			
(1-20) <b>G</b>			
Not energy efficient - higher running costs			
<b>England &amp; Wales</b>		EU Directive 2002/91/EC 	