

OPEN DAY

SATURDAY 2 MAY 2026

11AM TIL 2PM

NO APPOINTMENT NECESSARY

Plot 24, 14 Sage Gardens, Easthorpe,
Leicestershire, NG13 0JQ

£315,000
Tel: 01949 836678

 **RICHARD
WATKINSON
PARTNERS**

Surveyors, Estate Agents, Valuers, Auctioneers

- Plot 24 - The Osborne 748 sq ft
- 39 Plots in Total
- Triple Glazing
- Car Charging Point & Air Source Pump
- Delightful Village Setting
- 2 Bedrooms
- High Efficiency Homes
- Enhanced Insulation & Photovoltaics
- Ease of Access to Local Amenities

**** OPEN DAY - SATURDAY 2 MAY 2026 - 11AM TIL 2PM - NO APPOINTMENT NECESSARY ****

We have great pleasure in offering to the market "EASTHORPE GREEN". A unique, considered development of 39 beautifully designed and well thought out homes, situated within the highly regarded hamlet of Easthorpe. A pretty village situated within the Vale of Belvoir and adjacent to the well served village of Bottesford, whose wealth of amenities are only a short walk away.

The development is provided by a highly regarded, family owned local developer, GUSTO HOMES. Known for their energy efficient and creatively designed range of high quality bespoke dwellings, as well as a reputation for fantastic after sales service and care; Gusto Homes have been providing stunning homes for almost three decades. This site will be of no exception and will have a focus on high efficiency, with the predominantly new build element of the site benefiting from air source heat pumps, ground floor underfloor heating (to the bungalows & the two storey new houses), triple glazed windows, roof mounted photovoltaics, car charging points and enhanced insulation. In addition there will be premium appliances paired with modern kitchens and sanitary ware, with early reservation providing clients an element of colour choices for kitchen door finishes, tile and floor coverings.

The development will be delivered in multiple phases, primarily consisting of new-build homes, also featuring a range of single-storey and one-and-a-half-storey homes specifically designed for those aged 55 and over.

The release of phase three (The Lodge), brings to the market 15 beautifully appointed single-storey and dormer style two and three bedroom homes in a variety of designs, again all finished to a high standard. These properties are expected to near completion in June 2026 and early reservation is highly recommended.

Easthorpe is a small hamlet adjacent to and within walking distance of the village of Bottesford which is well equipped with amenities including primary and secondary schools, a range of local shops, doctors and dentists, several public houses and restaurants, railway station with links to Nottingham and Grantham which gives a fast rail link to London's Kings Cross in just over an hour. The A52, A46 and A1 are also close by providing excellent road access.

<https://www.easthorpegreen.co.uk/>

KITCHEN

14'1" x 8'6" (4.30 x 2.60)

LIVING DINING ROOM

20'6" x 11'6" (6.26m x 3.51m)

BEDROOM 1

10'5" x 10'6" (3.18m x 3.20m)

BEDROOM 2

10'11" x 8'1" (3.33m x 2.46m)

ADDITIONAL NOTES

Buyers of this plot must be aged 55 or over, although consideration will be given to individual circumstances.

Please note, all images are for guidance only and give an indication of the proposed finishes but may not represent exactly the completed product. Internal images are taken from other Gusto Homes sites but may not show the same room size or configuration as the proposed plots at Easthorpe Green. Exterior elevation images are computer generated and are for guidance only but are indicative of each design.

Due to the nature of the conversions of Easthorpe Lodge, the specifications on these three units will differ from the

new build dwellings. i.e. central heating system with radiators to ground and first floors, as opposed to the new build two storey homes which will have underfloor heating to the ground floor and radiators to the first. The single storey homes (coming in phase three) will benefit from underfloor heating.

Further details can be provided regarding individual plots and specification, upon request.

The properties will be on mains drainage, electric and water. The new builds will have air source heat pumps and photovoltaics, as well as triple glazed windows and ten year warranties (warranty not applicable to the conversions). The three lodge conversions will feature double glazed windows and gas central heating.

Please note:- As is common with similar developments, there will be a resident owned management company for communal areas of the site. Gusto Homes will assist with the setup of this and provide the necessary support to facilitate its introduction. This will all be set up and collected once the managing agents have been set up and the management company activated, later in the site. The developers have informed us that the service charge will be around £250 per year, around £20 per month. Basing this off their other developments that are set up in a very similar way with a similar amount of communal space etc.

RESERVATION FEE

This reservation fee of £1,000 will hold your chosen plot until 3 months prior to the anticipated build completion date, by this time you must be in a position to proceed (i.e. sold or accepted an offer on your own property / have funds in place). If you are not in a position to proceed at this stage, Gusto Homes (Easthorpe) LLP will return the plot to the open market, if this is the case you will be offered the opportunity to transfer your reservation deposit to a later plot or have a partial refund.

The deposit shall be treated as part payment of the Price Agreed.

The deposit is subject to a 14 day cooling off period during which time the deposit will be refunded fully should the buyer change their mind. After that period, if the buyer wishes to withdraw from the purchase then 50% of the deposit will be refunded if this is prior to contract paperwork being issued, after this point the deposit shall become forfeit and belong to the seller.

ADDITIONAL INFORMATION

Please see the links below to check for additional information regarding environmental criteria (i.e. flood assessment), school Ofsted ratings, planning applications and services such as broadband and phone signal. Note Richard Watkinson & Partners has no affiliation to any of the below agencies and cannot be responsible for any incorrect information provided by the individual sources.

Flood assessment of an area:
<https://check-long-term-flood-risk.service.gov.uk/risk#>

Broadband & Mobile coverage:-
<https://checker.ofcom.org.uk/en-gb/broadband-coverage>

Radon Gas:-
<https://www.ukradon.org/information/ukmaps>














School Ofsted reports:-
<https://reports.ofsted.gov.uk/>

Planning applications:-
<https://www.gov.uk/search-register-planning-decisions>





HOUSE TYPE KEY

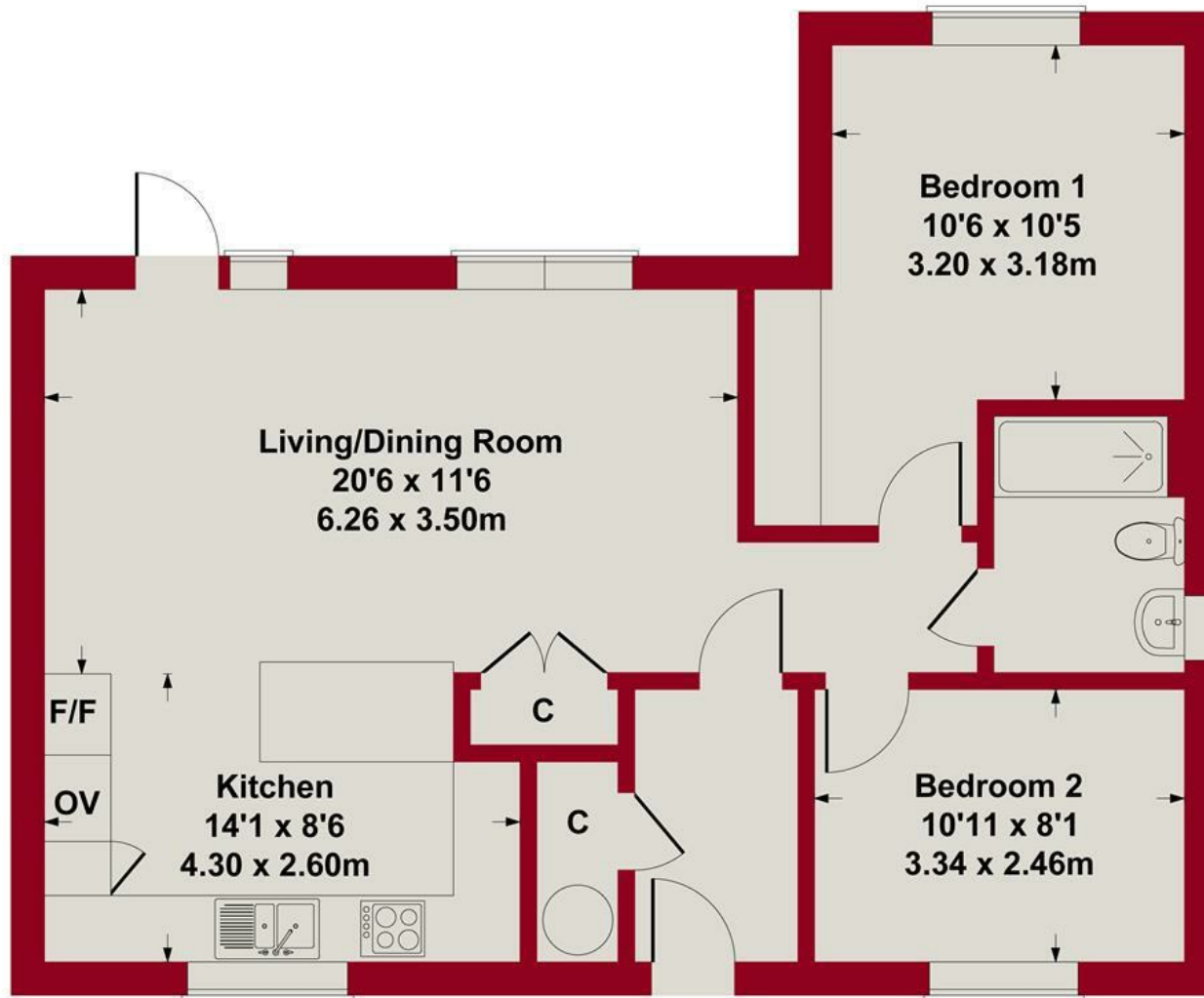
-  The Osborne, 2 bedroom bungalow
-  The Hendrix, 2 bedroom bungalow
-  The Miller, 2 bedroom bungalow
-  The Marley, 3 bedroom bungalow
-  The Minogue, 3 bedroom house
-  The Franklin, 3 bedroom house
-  The Hucknall, 4 bedroom house
-  The Presley, 4 bedroom house
-  The Clapton, 4 bedroom house
-  The Lennon, 4 bedroom house
-  The Charles, 5 bedroom house
-  The Armstrong, 5 bedroom house
-  The King, 5 bedroom house



SITE MASTERPLAN



GUSTO



SKETCH PLAN FOR ILLUSTRATIVE PURPOSES ONLY

All measurements walls, doors, windows, fittings and appliances, their sizes and locations, are approximate only. They cannot be regarded as being a representation by the seller, nor their agent.



