

Shoppenhangers Road

Maidenhead • • SL6 2GE

PCM: £2,150 PCM



coopers
est 1986

Shoppenhangers Road

Maidenhead • • SL6 2GE

This well presented ground floor apartment is situated within a private gated development and offers two spacious double bedrooms and two bathrooms.

Both bedrooms are generously proportioned doubles, with the principal bedroom benefiting from built in wardrobes and an ensuite shower room. A modern family bathroom completes the accommodation. Additional features include two allocated parking spaces within the gated development, a secure entry system and beautifully maintained communal grounds.

Ideally positioned, the property provides excellent access to Maidenhead Elizabeth Line station, offering fast connections to London Paddington, Heathrow and Gatwick airports, as well as good school catchments.

Ground floor 2 Bedroom Apartment

Ensuite to Main Bedroom

2 Allocated Parking Spaces

Gated Development

Separate Kitchen

Available from early July

Flexible with Furnishings

Private Patio Area

Walking distance to Elizabeth Line

Well Maintained Communal Gardens

These particulars are intended as a guide and must not be relied upon as statements of fact. Your attention is drawn to the Important Notice on the last page.







Schools:

Desborough College 0.1 miles
Larchfield Primary and Nursery School 0.2 miles
Highfield Preparatory School Limited 0.5 miles



Train:

Maidenhead Station 0.4 miles
Furze Platt Station 1.3 miles



Car:

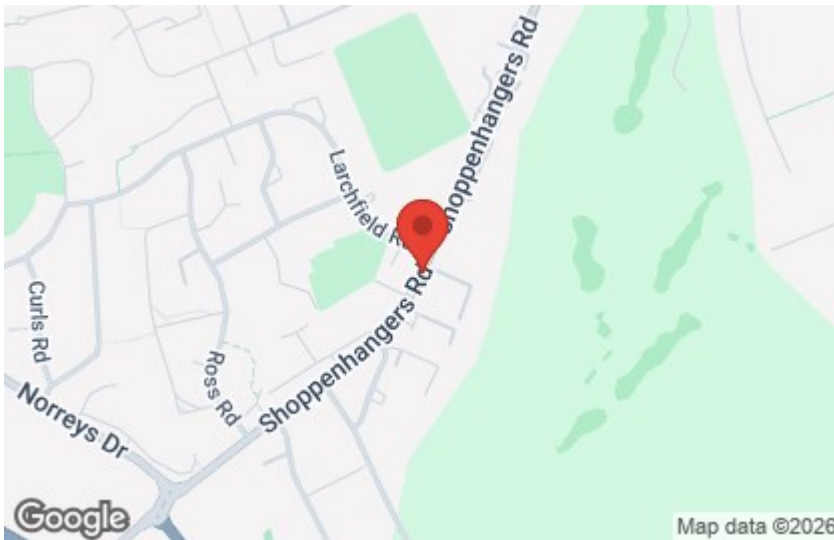
M4, A40, M25, M40



Council Tax Band:

E

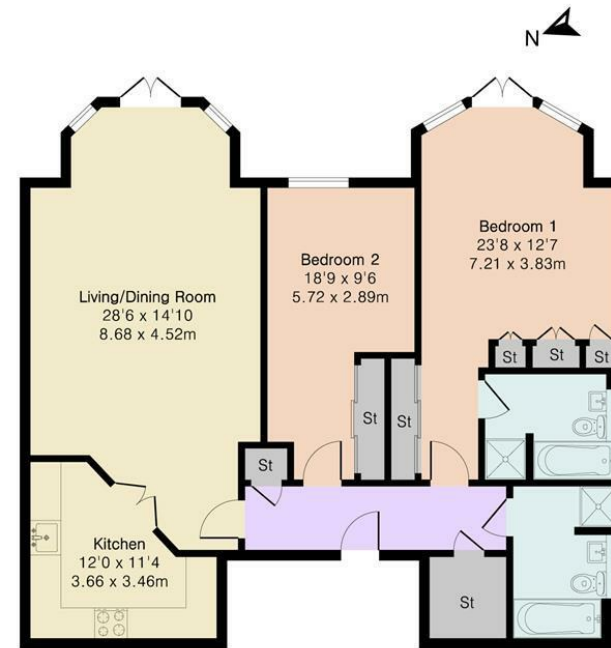
(Distances are straight line measurements from centre of postcode)



Shoppenhangers Road, Maidenhead, SL6

Total Area = 1113 sq ft / 103.4 sq m

For Identification only - Not to scale



Floor plan produced in accordance with RICS Property Measurement 2nd Edition. Although Pink Plan Ltd ensures the highest level of accuracy, measurements of doors, windows and rooms are approximate and no responsibility is taken for error, omission or misstatement. These plans are for representation purposes only and no guarantee is given on the total square footage of the property within this plan. The figure icon is for initial guidance only and should not be relied on as a basis of valuation.



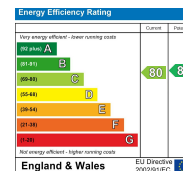
coopers
est 1986

01628 232 550

42 Queen Street, Maidenhead,
SL6 1HZ

maidenhead@coopersresidential.co.uk

CoopersResidential.co.uk



Important Notice: These particulars, whilst believed to be accurate are set out as a general outline only for guidance and do not constitute any part of an offer or contract. Intending purchasers should not rely on them as statements or representation of fact, but must satisfy themselves by inspection or otherwise has the authority to make or give any representation or warranty in respect of the property.