



43 Tawny Owl Close, Covingham, Swindon, Wiltshire, SN3 5EX
Guide price £265,000



43 Tawny Owl Close, Covingham, Swindon, Wiltshire, SN3 5EX

Guide price £265,000

Located in a cul-de-sac backing onto woodland is this extended and much improved property. An additional vaulted ceiling reception with bi-fold doors has been added in addition to a handy porch. The refitted modern kitchen is open plan to the rest of the ground floor with dining areas and study/reading areas in addition to a living room. A ground floor cloakroom, under stair store cupboard and airing cupboard offer practicality. There are two good sized bedrooms with views over the neighbouring woodland and along the cut-de-sac.

For those who appreciate convenience, a local convenience shop is just a third of a mile away, while the Greenbridge retail park is a mere mile from your doorstep, providing a variety of shopping options.

Families will appreciate the proximity to local primary and secondary schools, making this an ideal location for those with children. Additionally, the town centre is only three miles away, ensuring that all essential amenities and services are within easy reach.

With no onward chain, this property is ready for you to move in and make it your own. Whether you are a first-time buyer, a small family, or looking to downsize, this immaculate home in Covingham is not to be missed.

Description

Comprising entrance hallway, cloakroom, kitchen, dining room, living room, study area, two bedrooms and bathroom. The entrance porch is an addition by the current vendor offering space for jackets and shoes, a door leads into a cloakroom and into the main part of the property. The ground floor is open plan having been extended and repomodelled by the current vendor. You enter via a study/reading area, the refitted kitchen bien gto your right which overlooks the front of garden and is open plan to the dining area. There is space for a good sized dining table, an opening leads into a vaulted ceiling living room with bi-fold doors out to the the rear garden. A handy under stair cupboard provides additional storage. On the first floor bedroom one has a built in wardrobe, storage area over the stairs and enjoys views over the rear garden and woodland beyond. Bedroom two is positioned at the front and looks up the cul-de-sac. The bathroom has a shower over the bath and there is a handy airing cupboard on the landing.

Outside there is double driveway parking to the immediate front, gated side access leads to the rear garden where there is a patio, lawn and mature borders.

Services: we are informed mains gas, electric, water and sewage.

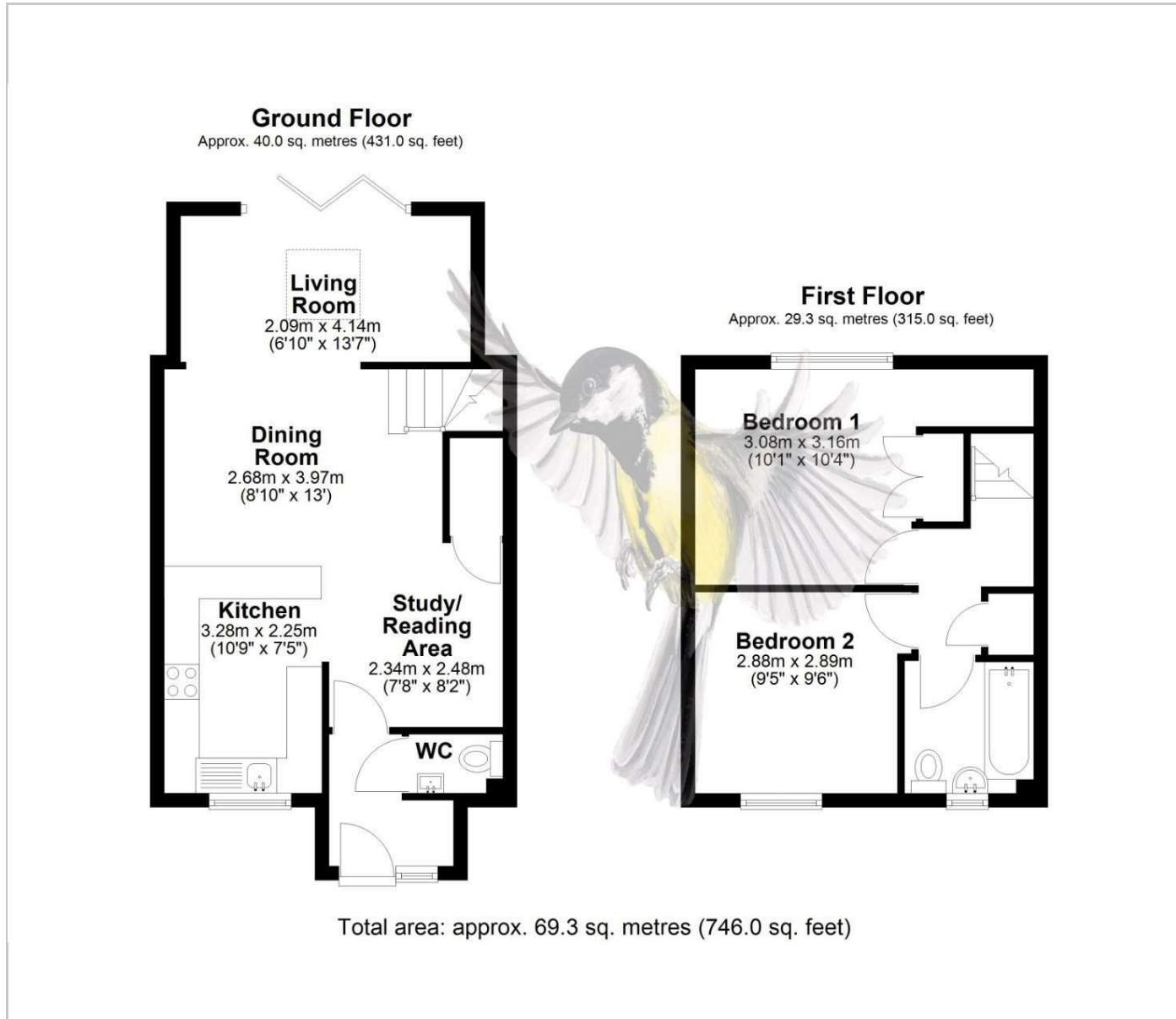
Situation

Located in the east side of Swindon, with an array of local convenience shops dotted about the area, a larger Sainsbury's, Morrisons and Aldi provide bigger supermarket shops. Greenbridge retail park offers fast food restaurants and an array of homeware, clothing and general stores. Primary and secondary schools are available throughout east suburbs. A vast array of Public houses are dotted about the area to cater to the vast majority of tastes with eastern village pubs a short drive. Coate Water lake has a famous Grade II listed driving board and offers walks around the lake, through the woodland whilst enjoying the views of the surrounding countryside, finished off with a hot drink and snack from their cafe.

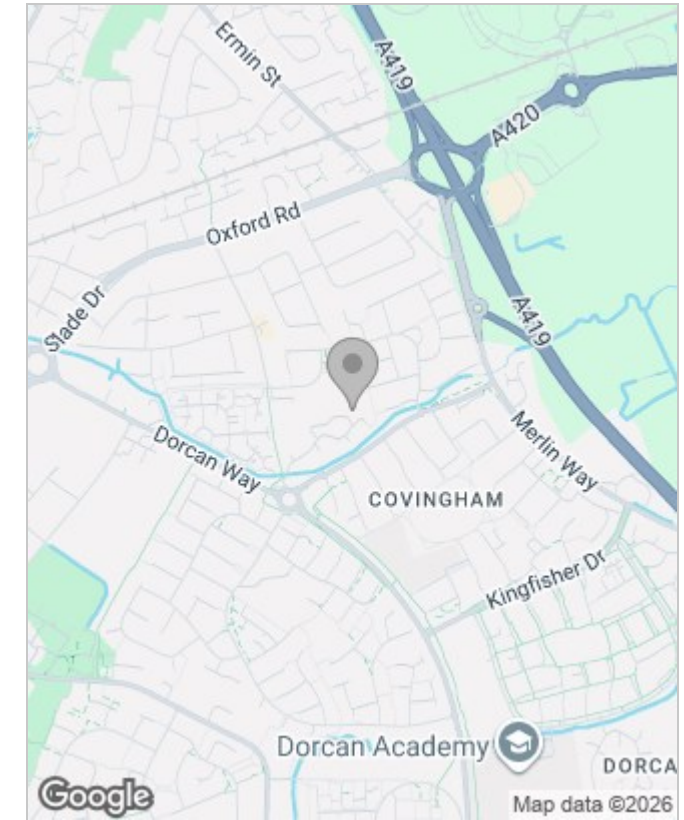
The area has great transport links, the M4 motorway access circa 4.5 miles from the property, the A419 links to the M5 Motorway and the A420 for links to Oxford. Swindon Station is approximately 2.5 miles away and trains to central London, Bath and Bristol and the West Country run on a regular timetable.



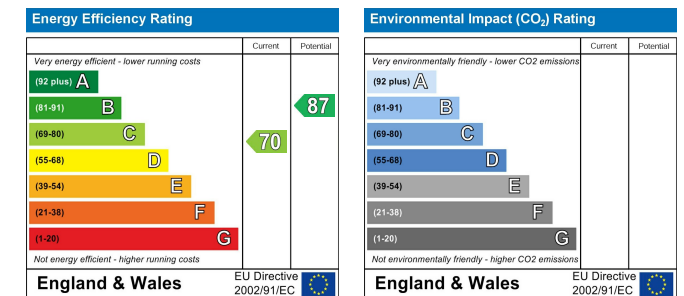
Floor Plans



Area Map



Energy Performance Graph



White Elm Newtown, Bishopstone, Swindon, Wiltshire, SN6 8QA

Tel: 01793 228 440 Email: info@grantfrasertc.co.uk