

PAYNE & Co



Loxford Lane, Ilford

Guide Price £500,000

PAYNE & Co

Guide Price: £500,000 – £525,000. This three-bedroom terraced house is for sale in Ilford and offers the chance of modernising and an opportunity for buyers to update to their own specifications. The property comprises two reception rooms, a kitchen and a bathroom, providing a practical layout for everyday living. The house is situated within reach of local amenities in Ilford, including shops, cafés and services along Ilford Lane and the wider town centre. Nearby schools in the area cater for a range of age groups at Woodlands primary and Loxford sixth form, making the location suitable for families and first-time buyers seeking access to education and community facilities. Other amenities include Barking Mosque and to Gurdwara Durga Mander. There are green spaces such as South Park, Barking Park and Loxford Park, which offer playgrounds, open areas and walking routes. Public transport links are accessible, with Ilford and Barking station providing connections into central London, including services towards Liverpool Street and the Elizabeth line from nearby stations, with typical journey times to central zones in under 30 minutes. Bus routes operate along surrounding roads, giving additional connections to neighbouring areas such as Barking, Seven Kings and Newbury Park. Road links including the A406 and A13 provide access to wider East London and beyond.

London Borough of Redbridge Tax Band D – £2,294.58 per annum (2026/2027)


Council Tax band: D

Tenure: Freehold

EPC Energy Efficiency Rating: C

EPC Environmental Impact Rating:

- Three Bedrooms
- Two Reception
- Potential for Extensions (STPP)
- Close to Stations
- Close to Barking Park
- Off-Street Parking
- Close to local Amenities
- Close to Loxford Polyclinic



**Ground Floor**

**Hallway**

**Reception**

12' 9" x 11' 7" (3.89m x 3.52m)

**Reception**

11' 9" x 14' 6" (3.59m x 4.41m)

**Kitchen**

7' 1" x 10' 3" (2.16m x 3.12m)

**First Floor Landing**

**Bedroom**

11' 5" x 11' 7" (3.49m x 3.54m)

**Bedroom**

11' 5" x 11' 6" (3.49m x 3.50m)

**Bedroom**

7' 4" x 7' 10" (2.24m x 2.38m)

**Bathroom**





PAYNE & C



PAYNE & C



PAYNE & C

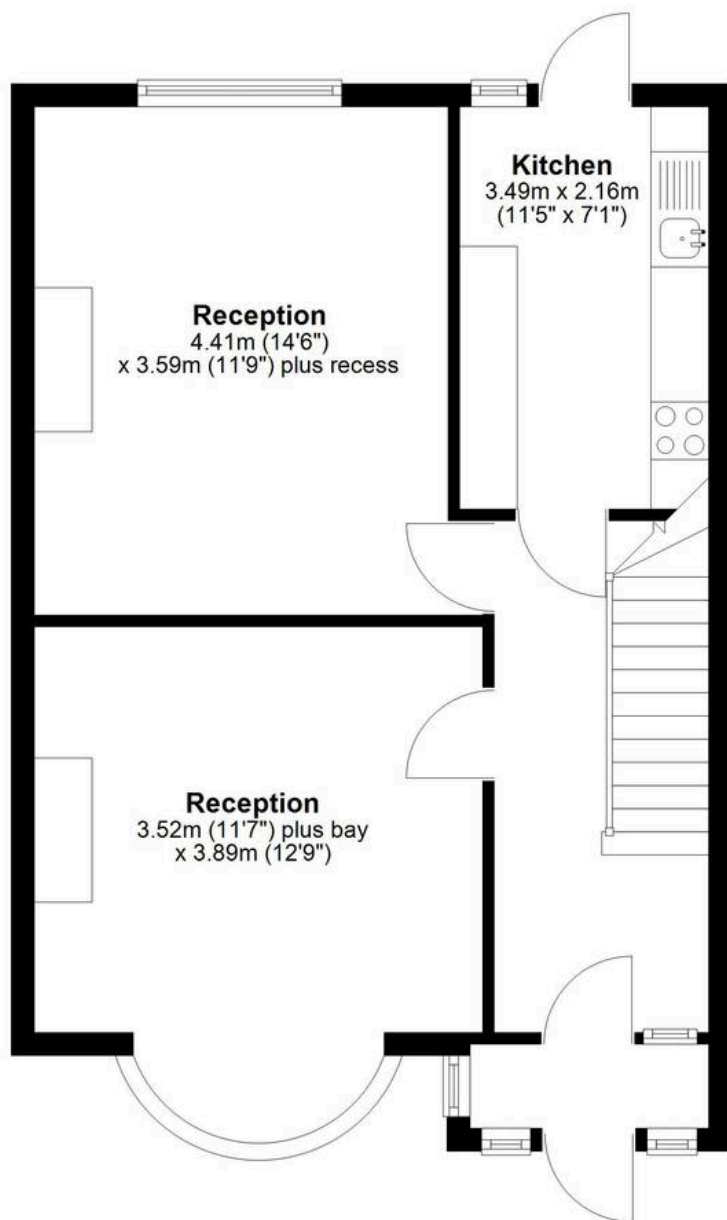


PAYNE & C



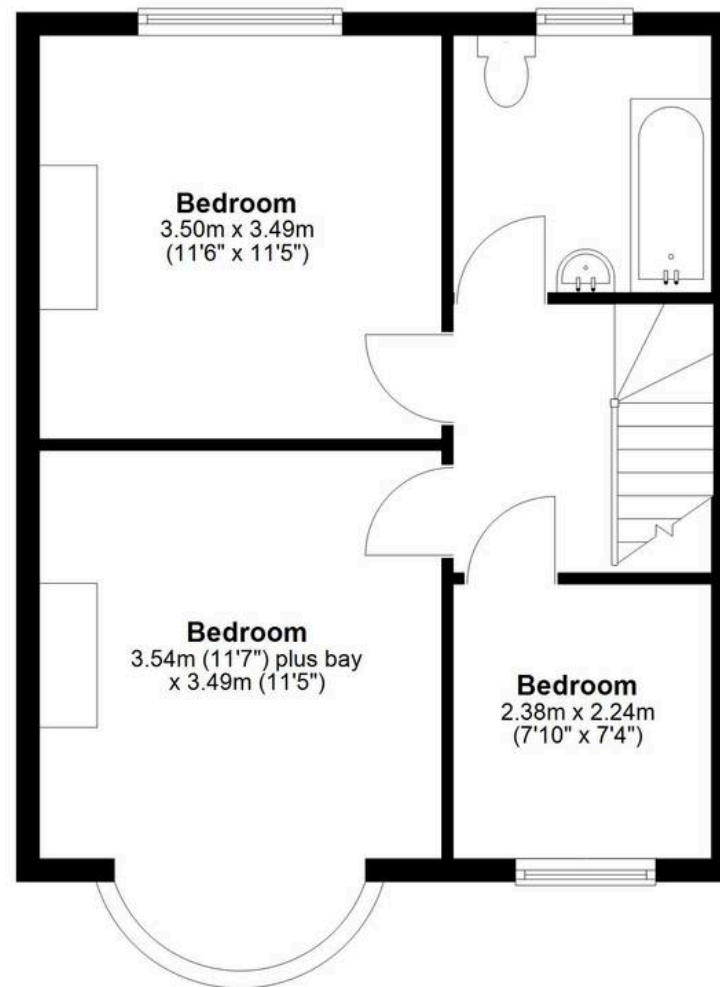
## Ground Floor

Approx. 49.3 sq. metres (531.2 sq. feet)



## First Floor

Approx. 42.2 sq. metres (454.4 sq. feet)



Total area: approx. 91.6 sq. metres (985.6 sq. feet)

Whilst every attempt has been made to ensure the accuracy of the floorplan contained here, measurements of doors, windows, rooms and any other items are approximate and no responsibility is taken for any error, omission or mis-statement. This plan is for illustrative purposes only and should be used as such by any prospective purchaser. The services, systems and appliances shown have not been tested and no guarantee as to their operability or efficiency can be given.

Plan produced using PlanUp.

PAYNE & Co



## Payne & Co

Payne & Co, 151 Cranbrook Road - IG1 4TA

020 8518 3000 • [ilford@payneandco.co.uk](mailto:ilford@payneandco.co.uk) • [payneandco.co.uk](http://payneandco.co.uk)

A private rental licensing scheme applies to some properties in this area, please contact us before proceeding. Legal advice should be taken to verify fixtures/fittings, planning, alterations and/or lease details. Appliances & services are untested, dimensions are approximate, and floor plans are not to scale.