




Annesley Road, Wallasey

£205,000 Council Tax Band A EPC Rating D

 4  2  2



An attractive and commanding four-bedroom semi-detached home, beautifully blending modern upgrades with retained original features. The property boasts an open-plan dining kitchen, ideal for family mealtimes and entertaining, along with a downstairs WC and a good-sized, sunny south-west facing rear garden. Situated just a stone's throw from Central Park. The accommodation briefly comprises: vestibule, inviting hallway, WC, living room, dining room and open-plan dining kitchen to the ground floor. To the first floor are four bedrooms and a family bathroom, with stairs leading to a useful loft room. Further benefiting from uPVC double glazing and gas central heating. Externally, there is an attractive rear garden. Early viewing is highly recommended.

Key Features

- Four Bedroom Semi With Loft Room
- Sunny South West Garden
- Modern Dining Kitchen & Bathroom
- uPVC Double Glazing & GCH
- EPC Rating D
- Council Tax Band A
-
-

