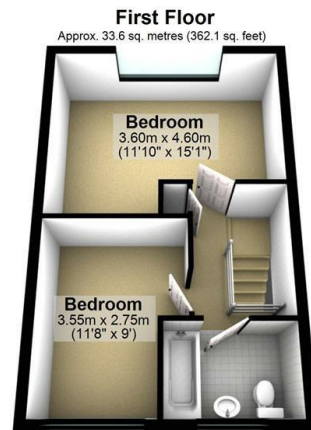
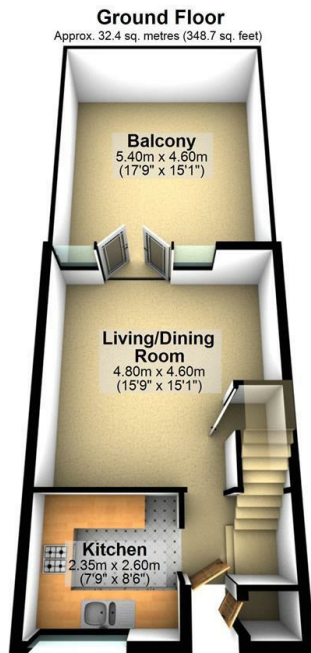




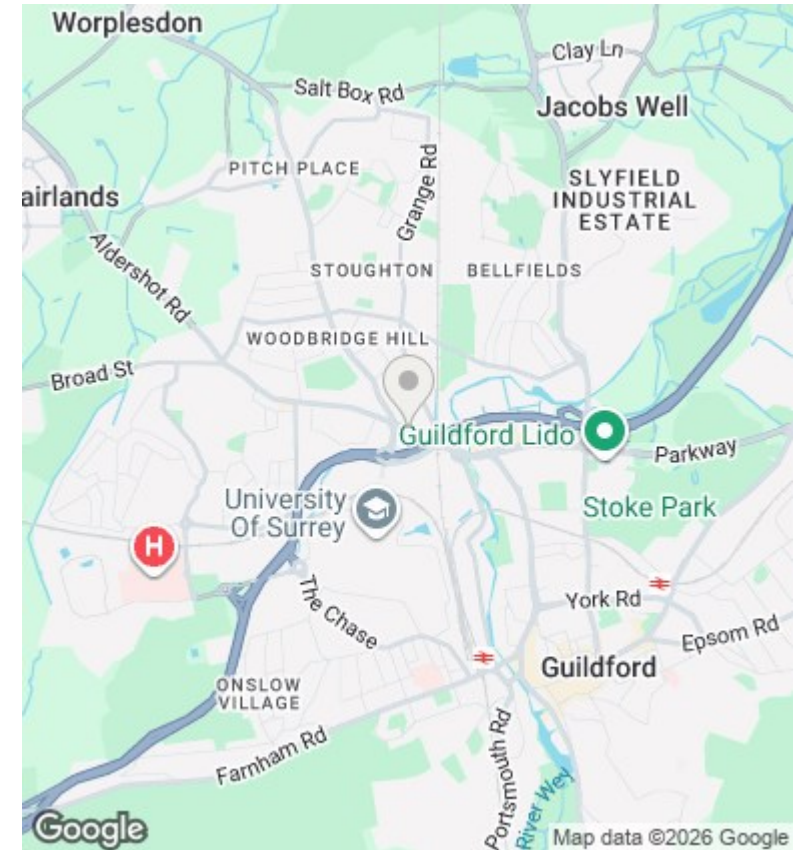
40 Woodbridge Hill, Guildford, Surrey, GU2 9AB

£1,350 PCM

- Two Bedrooms
- Split Level -Over Shops
- No Allocated Parking
- Deposit Alternative Available
- Light and Spacious
- Large Living Room
- No Pets- Headlease Restriction
- Redecorated and New Carpets
- Balcony
- Maximum Occupancy Three persons



Total area: approx. 66.0 sq. metres (710.9 sq. feet)



Directions

Viewings

Viewings by arrangement only. Call 01483 276565 to make an appointment.

Council Tax Band

C

EPC Rating:

C

Energy Efficiency Rating		Current	Potential
<i>Very energy efficient - lower running costs</i>			
(92 plus) A			
(81-91) B			
(69-80) C		73	73
(55-68) D			
(39-54) E			
(21-38) F			
(1-20) G			
<i>Not energy efficient - higher running costs</i>			
England & Wales		EU Directive 2002/91/EC	