

Estates

# Browne

**B**  
**E**

SALES & LETTINGS



## Renwick Drive

Bromley, BR2 9UP

*A beautifully presented two bedroom, two bathroom second floor apartment*



## Flat 8 Waterloo House

Guide Price: £325,000 - £350,000

Situated within a modern and well-maintained development, this beautifully presented two-bedroom, two-bathroom second floor apartment offers spacious and contemporary living, enhanced by the rare benefit of two private balconies and a designated sheltered gate locked secure parking space.

The accommodation comprises a welcoming entrance hall with ample storage, a bright and airy open-plan living and dining area with direct access to two private balconies and a modern fitted kitchen designed for both practicality and style. The generous principal bedroom benefits from fitted wardrobes, an en-suite shower room, while the second double bedroom is served by a well-appointed family bathroom. The dual outdoor spaces provide ideal areas for morning coffee, al fresco dining or simply relaxing, adding a unique dimension to apartment living. The designated car parking space is conveniently located on the ground floor of the building.

Waterloo House forms part of the popular Trinity Village development, conveniently positioned for local amenities, green open spaces and excellent transport connections. Bromley town centre offers an extensive range of shopping, leisure and dining facilities, whilst nearby transport links provide convenient access into Central London.

This attractive apartment would make an ideal first-time purchase, investment opportunity or downsizer's home, combining modern comfort with a sought-after Bromley location. All blinds to stay.

Lease: 139 years, Maintenance Charge: £1,086 half yearly; Gates Charge: £75 half yearly; Estate Charge: £130 half yearly; Ground Rent: £350pa; Council Tax: D; EPC: B.

- 2nd floor apartment
- 2 double bedrooms
- 2 bathrooms
- Spacious open plan living room
- 2 private balconies

- Modern fitted kitchen
- Secure designated car parking space
- Popular residential development
- Convenient access to Bromley Town Centre
- Excellent transport links

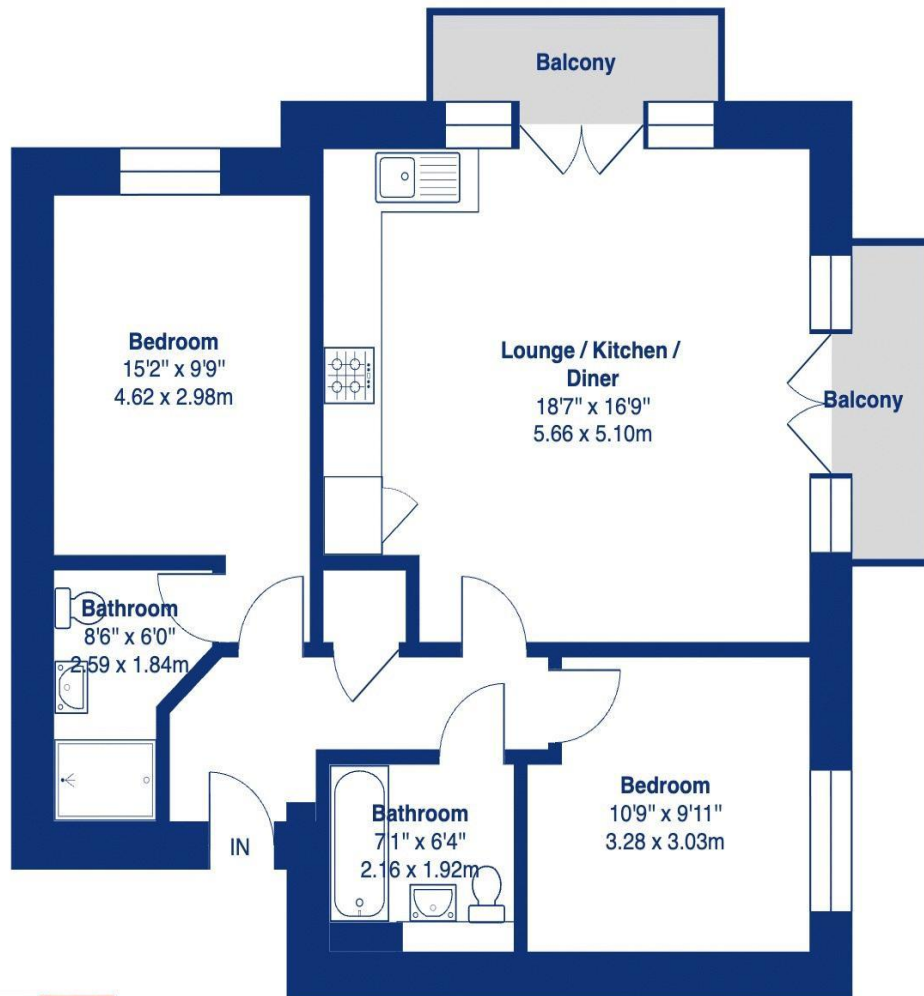






# Renwick Drive, BR2

Approximate Gross Internal Area = 722 sq ft / 67.1 sq m



Second Floor

This floor plan was produced using RICS measurements standards 2nd edition.  
For layout guidance only and not drawn to scale unless stated. Window and door openings are approximate.  
Whilst every care is taken in the preparation of this plan, we would advise interested parties to check all dimensions, shapes and compass bearings prior to making any decisions reliant upon them. No liability is accepted for any errors.  
By [www.primesquarephotography.com](http://www.primesquarephotography.com) / Copyright 2026

#### Disclaimer

We have not tested any services, systems or appliances at this property. We strongly recommend that all the information which we provide is verified by yourselves on inspection, and by your Surveyor and Conveyancer.

B2139 Ravensworth 01670 713330



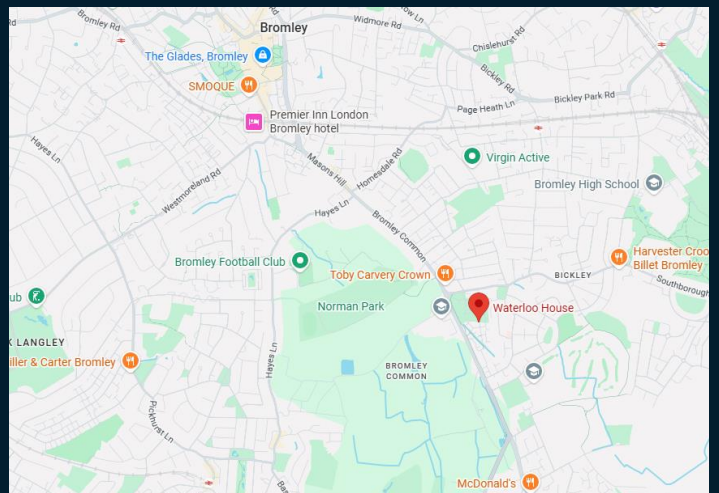
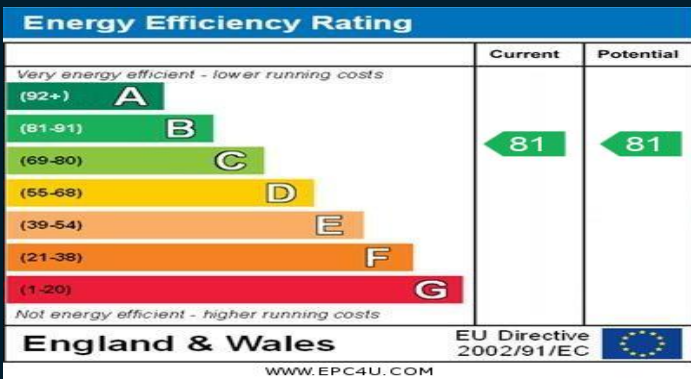
### Additional Information

Council Tax Band: D

EPC Rating: B

Location: Bromley

Viewing: Via Browne Estates



197 Widmore Road, Bromley, Kent BR1 2RG

Email: [sales@browne-estates.co.uk](mailto:sales@browne-estates.co.uk)

Tel: 020 8466 9101

[www.browne-estates.co.uk](http://www.browne-estates.co.uk)