

26 Victoria Street, Fleckney, LE8 8AZ



Offers In The Region Of £195,000

An attractive Victorian end of terrace property located on this popular road in Fleckney. The village benefits from a good range of local amenities and is well positioned for the commuter for Market Harborough town, Leicester City and access to the M11/M6 motorway network.

Property briefly comprises; lounge, open plan kitchen/diner, two double bedrooms and bathroom. To the outside is an enclosed rear garden. The property is being presented through Adams & Jones with no upwards sale chain.

Service without compromise

Lounge 12'0" x 11'9" (3.66m x 3.58m)



Composite double-glazed front entrance door. UPVC double-glazed window to front. Log burner. Radiator.

(Lounge Photo Two)



Open Plan Kitchen/Diner 20'4" max / 11'9" min x 11'9" max / 6'0" min (6.20m max / 3.58m min x 3.58m max / 1.83m min)



Opaque UPVC double-glazed rear entrance door and double-glazed window to side aspect of kitchen area. Fitted with a range of wall and floor mounted kitchen units with worktops over. Ceramic sink inset. Stove style cooker. Space and plumbing for dishwasher and washing machine. Space for fridge/freezer. Cupboard housing Vaillant gas central heating boiler. Understairs storage cupboard. Radiator.

(Open Plan Kitchen/Diner Photo Two)



(Open Plan Kitchen/Diner Photo Three)



Bedroom One 12'0" x 12'0" (3.66m x 3.66m)



UPVC double-glazed window to front. Open wardrobe. Radiator.

(Bedroom One Photo Two)



Landing



Double-glazed window to side. Doors to bedrooms.

Bedroom Two 11'9" x 11'8" (3.58m x 3.56m)



Double-glazed window to rear. Radiator.

(Bedroom Two Photo Two)



Bathroom 7'9" x 6'0" (2.36m x 1.83m)



Opaque UPVC double-glazed window to rear. WC. Wash hand basin. Panelled bath with electric shower over. Heated towel rail.

Rear Garden



Mainly laid to lawn with paved patio and pathway. Timber shed. Enclosed by fencing.

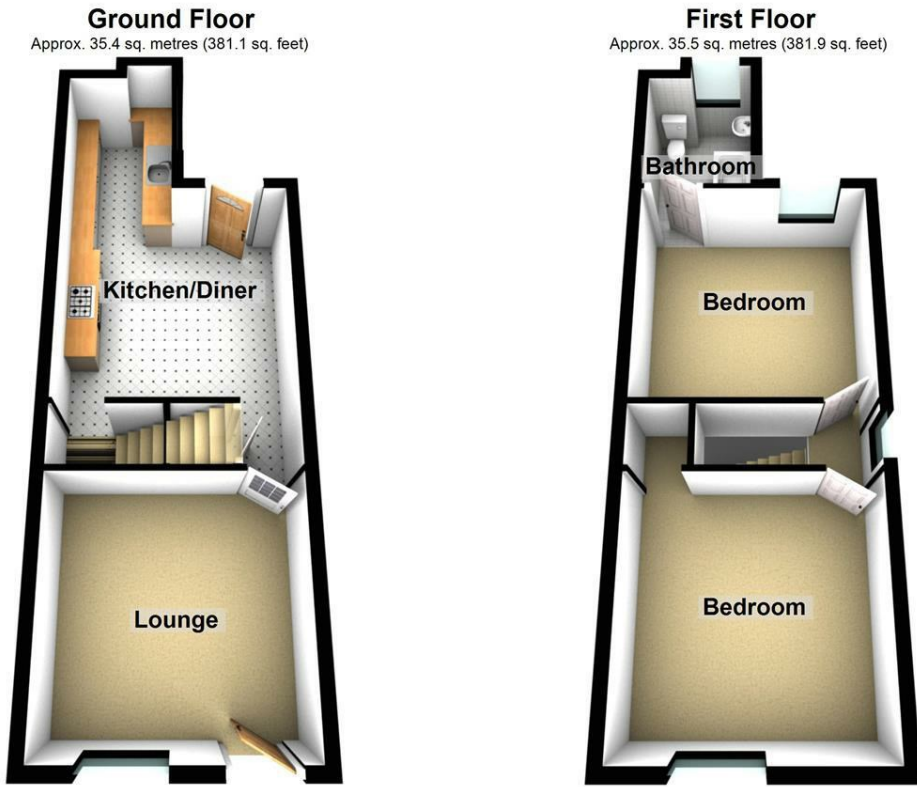
(Rear Garden Photo Two)

ADAMS
& JONES



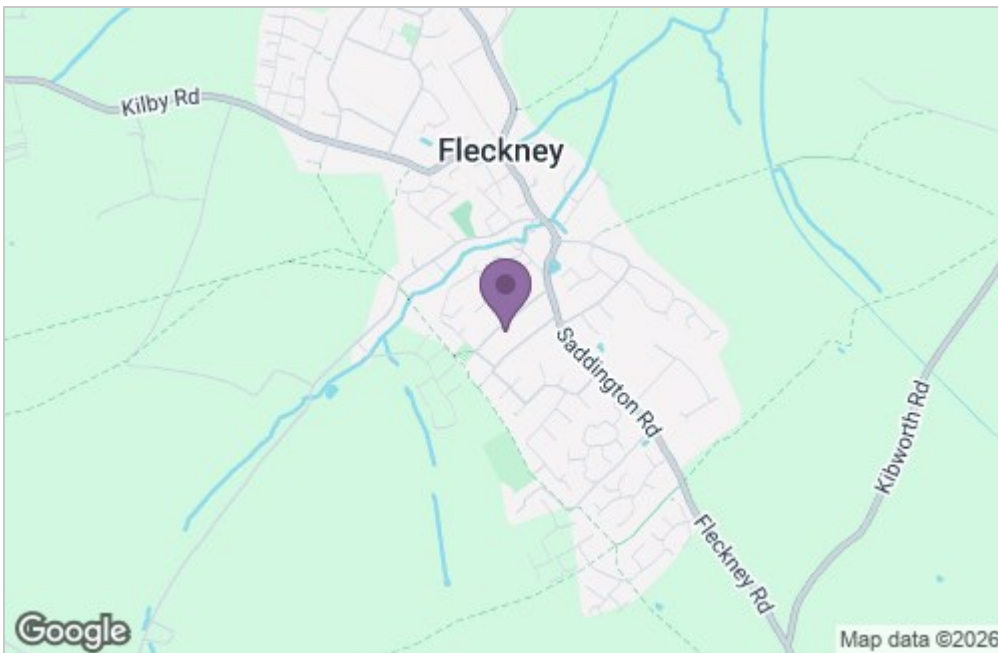
Service without compromise

Floor Plan

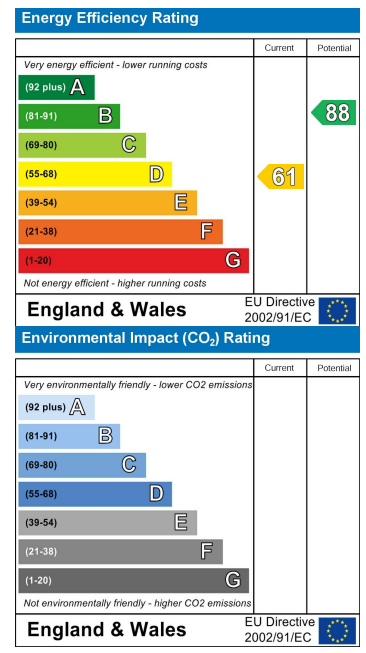


Total area: approx. 70.9 sq. metres (763.0 sq. feet)

Area Map



Energy Efficiency Graph



Service without compromise