



48 Russley Close, Peatmoor, Swindon, SN5 5AG

Price Guide £495,000 Freehold





48 Russley Close, Peatmoor, Swindon, SN5 5AG

Price Guide £495,000 Freehold

****IMMACULATE FAMILY HOME**** Welcome to Russley Close, a quiet cul-de-sac in the sought-after location of Peatmoor, West Swindon. This well presented detached house offers spacious family accommodation including a large lounge with French doors to the garden, a recently re-fitted open plan kitchen/diner with quartz work tops and integrated ovens, hob and fridge freezer, a useful utility room and a cloakroom. To the first floor there is a master bedroom with ensuite shower room, three further bedrooms and a family bathroom. The West facing rear garden is a delightful feature of this property. Considered to be of good size it is mainly laid to lawn and is well stocked with a variety of trees and shrubs affording a good deal of privacy. There is a large patio/sun terrace, a handy shed and a personal entrance door leads into the double garage. Side access leads to the front where there is a double driveway offering parking for two cars.

Don't miss out on the opportunity to make this beautiful house your home. It is a true gem.

Situation

Russley Close is a sought after cul-de-sac within the highly desirable residential development of Peatmoor, West Swindon, close to excellent schools, local shops and amenities. The beautiful Peatmoor Lagoon is a few minutes walk and Lydiard Country Park is also within easy reach. West Swindon offers an abundance of amenities including the West Swindon District Centre with a choice of shops, Asda Supermarket, The Link Leisure Centre with Ice Rink, gym and swimming pool and Shaw Ridge Leisure Complex with cinema, bowling and restaurants. Junction 16 of the M4 is approx one mile distant. Swindon Town centre is approx 3 miles distant with it's mainline railway station providing service to London Paddington in 55 minutes.

- SOUGHT AFTER CUL-DE-SAC IN PEATMOOR
- FOUR BEDROOM DETACHED HOUSE
- DOUBLE GARAGE
- STYLISH OPEN PLAN KITCHEN/DINER
- 22FT LIVING ROOM
- GOOD SIZE GARDEN
- CLOAKROOM
- ENSUITE
- UTILITY ROOM
- WEST SWINDON'S SPECIALIST AGENTS

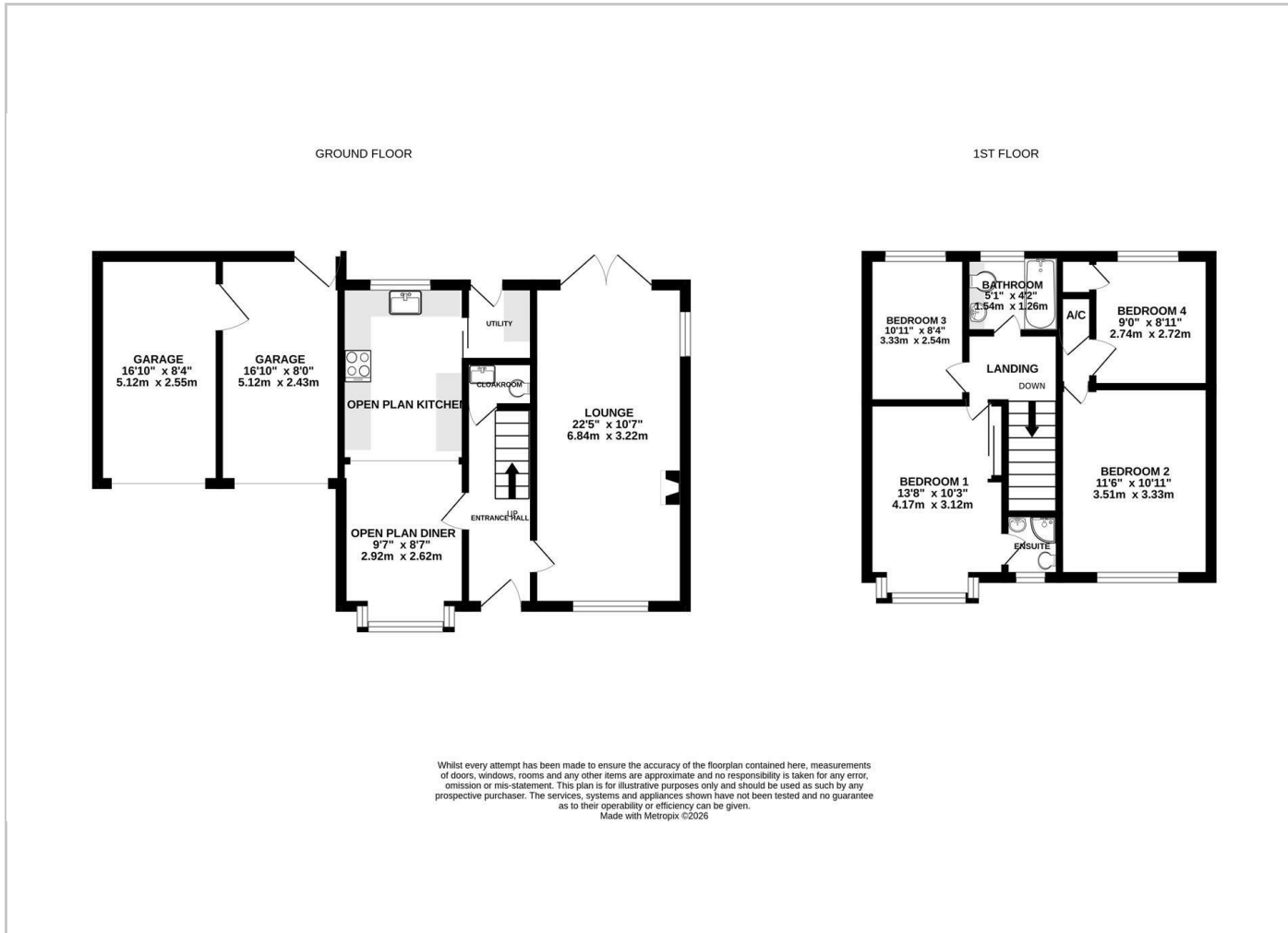
Council Tax Band: E

Viewing Arrangements

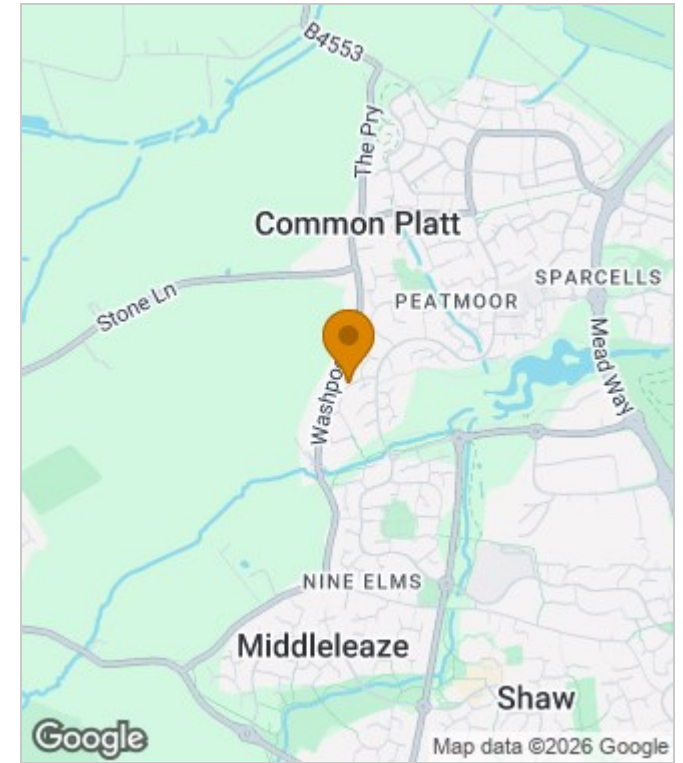
For an appointment to view, please call Chappells on 01793 618080 or email: sales@chappells.uk.com



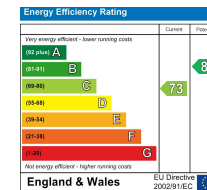
Floor Plans



Area Map



Energy Performance Graph



These particulars, whilst believed to be accurate are set out as a general outline only for guidance and do not constitute any part of an offer or contract. Intending purchasers should not rely on them as statements of representation of fact, but must satisfy themselves by inspection or otherwise as to their accuracy. No person in this firm's employment has the authority to make or give any representation or warranty in respect of the property.

35-36 Newport Street, Swindon, Wiltshire, SN1 3DP  01793 6180  sales@chappells.uk.com ww.chappells.uk.com

