



The Drive, North Harrow


£675,000 Freehold

This charming semi-detached family residence boasts three good size bedrooms and is nestled in a highly desirable residential area. Offering ample potential for extension, subject to the usual consents, it features a private driveway and garage to the side and a spacious rear garden.

Conveniently located near Nower Hill and Whitmore High Schools, both rated outstanding by Ofsted, the property provides easy access to comprehensive transport links being situated in close proximity to North Harrow and Rayners Lane train stations providing Metropolitan and Piccadilly line trains.

**EPC Rating: D
Council Tax Band: E**

- Three Bedroom Semi Detached Home • Two Reception Rooms • Garage With Own Driveway • Good Size Garden • Close To Train Stations • Close To Schools • Double Glazed Windows • Gas Central Heating



The Drive, North Harrow

£675,000 Freehold

FURTHER DETAILS

The accommodation comprises of an entrance hall leading to two reception rooms and a kitchen on the ground floor. Upstairs there is a landing off which are three bedrooms and a family bathroom. Outside there are gardens to the front and rear, a garage to the side and a private driveway.

LOCATION

The Drive is located a short walk from both North Harrow and Rayners Lane, where train stations provide Metropolitan and Piccadilly line trains. Also within walking distance are a selection of schools including Nower Hill and Whitmore High Schools and Longfield and Vaughan Primary Schools.

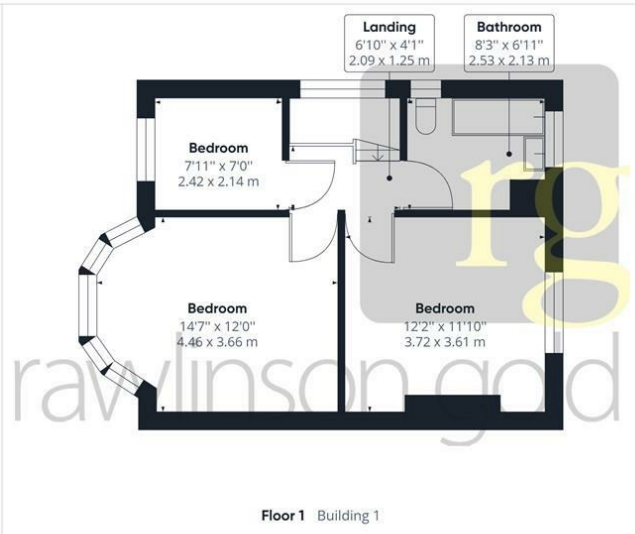
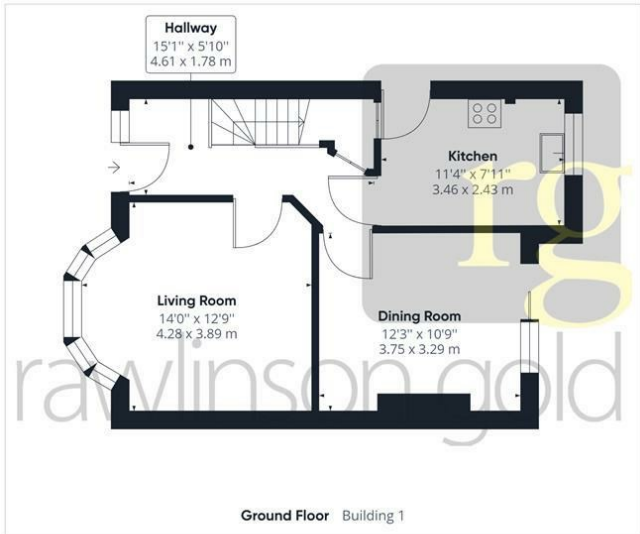
FREE MARKET APPRAISAL

Please contact our Harrow Office if we can be of assistance with the sale or rental of your current property.

CONTACT RAWLINSON GOLD

If you would like to arrange a viewing or discuss any aspect of this property, please contact our Harrow Office on 020 8861 2020 or by email at harrow@rawlinsongold.co.uk





Approximate total area⁽¹⁾
1065.08 ft²
98.95 m²

(1) Excluding balconies and terraces

While every attempt has been made to ensure accuracy, all measurements are approximate, not to scale. This floor plan is for illustrative purposes only.

GIRAFFE360