

20 Sycamore Croft,
Skelmanthorpe HD8 9UX

OFFERS AROUND
£420,000



THIS BEAUTIFULLY PRESENTED FOUR BEDROOM HOME OFFERS SPACIOUS LIVING ACCOMMODATION, ENCLOSED SOUTH FACING GARDEN, DRIVEWAY PARKING FOR MULTIPLE VEHICLES AND A SINGLE GARAGE.

FREEHOLD / KIRKLEES COUNCIL TAX BAND: E / ENERGY RATING: B

PAISLEY
PROPERTIES

ENTRANCE HALL 8'5" apx x 6'5" apx

You enter the property through a composite door into a welcoming hallway where there is fitted matting to the immediate entrance area. A staircase with a white painted balustrade ascends to the first floor landing and a useful cupboard provides storage for coats and shoes. Doors lead to the downstairs W.C., lounge and living dining kitchen.

DOWNSTAIRS W.C 5'10" apx x 3'1" apx

This handy downstairs W.C. is fitted with a white low level toilet and a pedestal wash basin with mixer tap and tiled splashback. There is Amtico tile effect flooring and a door which leads to the entrance hall.



LOUNGE 20'11" apx x 11'9" apx

Flooded with natural light courtesy of three windows, the front one looking out over the neighbouring greenspace and woodland, this large lounge has an abundance of space to accommodate a range of furniture and is tastefully decorated in neutral tones. A door leads into the entrance hall.





LIVING DINING KITCHEN 12'4" plus bay x 20'8" apx

This stunning dining kitchen really is the heart of the home, with a large bay housing patio doors out on the the garden, and is spacious enough to accommodate a dining table and additional sofa or chairs. The kitchen area is fitted with a range of sage wall and base units with complementing silestone worktops, upstands and splashback behind the hob alongside an inset stainless steel sink with mixer tap. There are integrated appliances including a five burner gas hob with extractor fan over, double electric oven, fridge freezer, wine fridge and dishwasher. A breakfast bar offers an informal dining solution. There is Amtico tile effect flooring, spotlights to the ceiling and doors which lead to the entrance hallway and utility room.





UTILITY ROOM 6'0" apx x 5'8" apx

This practical space is fitted with sage coloured wall and base units with roll top work surfaces, there is an integrated washing machine and space for a tumble drier. The property's central heating boiler is neatly tucked inside a wall unit. Continuing through from the kitchen is practical Amtico tile effect flooring and a door leads into the kitchen. An external door leads onto the driveway, perfect for bringing in shopping or entering with muddy boots/pets.

FIRST FLOOR LANDING

Stairs with a white painted balustrade ascend from the entrance hall to the first floor landing which is lovely and light courtesy of a rear facing window. There is a loft hatch and a cupboard houses the property's hot water cylinder. Doors lead to the four bedrooms and house bathroom.



MASTER BEDROOM 9'4" apx x 11'8" apx + dressing area

A bright room with south facing window overlooking the garden and front facing window overlooking the green, this neutrally decorated double bedroom is L-shaped with a dressing area suitable for freestanding wardrobes and generous sized area for a bed, bedside tables and dressing table. Doors lead to the en-suite and the landing.

In addition to the measurements above the dressing area measures 2.52 apx x 1.48 apx.



EN-SUITE 6'5" apx x 4'3" apx

This contemporary en-suite is fitted with a white suite comprising of a double shower cubicle with mains shower, pedestal hand wash basin with mixer tap and low level W.C. The room is partially tiled and there is light Amtico flooring underfoot. An obscure side window allows light to enter and spotlights complete the look. A door leads into the bedroom.

BATHROOM 6'8" apx x 6'1" apx

This stylish house bathroom is fitted with a three piece white suite comprising of a bath, pedestal hand wash basin with mixer tap and low level W.C. The room is partially tiled in decorative tiles, there is an obscure glazed window, spot lighting, white heated towel rail and Amtico tile effect flooring. A door leads onto the landing.



BEDROOM TWO 12'2" max x 8'8" max

This good sized, neutrally decorated double bedroom benefits from a space for freestanding wardrobes and a side facing window which looks out over the cul-de-sac. A door leads onto the landing.



BEDROOM THREE 12'2" max into the door x 12'0" apx

Another fabulous, tastefully decorated double bedroom with a front facing window, and ample space for a selection of freestanding bedroom furniture. A door leads onto the landing.

BEDROOM FOUR 8'5" apx x 7'0" apx

This fourth bedroom is of a good size and benefits from a built-in cupboard. It has a front facing window allowing natural light to flood in and with a woodland view. A door leads onto the landing.





FRONT GARDEN

A pathway leads round to the front of the property where there is a secluded garden with artificial lawn. To the side of the property is a further lawn area with well stocked shrub border.

REAR GARDEN

Having been lovingly landscaped this south facing garden has a large patio area adjoining the house, with doors directly into the living dining kitchen, making this a wonderful entertaining space. A further elevated low maintenance garden is pebbled with shaped artificial lawn and a paved BBQ area which is neatly hidden behind the garage.

DRIVE AND GARAGE

A long driveway suitable for parking multiple vehicles off road leads up to a single detached garage with up and over door, light and power.



MATERIAL INFORMATION

TENURE: Freehold

ADDITIONAL COSTS: There are no additional costs associated with the property, shared areas or development.

COUNCIL AND COUNCIL TAX BAND: Kikrlees Band E

PROPERTY CONSTRUCTION: Standard brick and block. The property has a new build warranty on it through NHBC.

PARKING: Garage and Driveway

RIGHTS AND RESTRICTIONS: None

DISPUTES: There have not been any neighbour disputes.

BUILDING SAFETY:

There have not been any structural alternations to the property. There are no known structural defects to the property.

PLANNING PERMISSIONS AND DEVELOPMENT PROPOSALS:

There are no known planning applications on neighbouring properties or land and the vendor confirmed they have not received any notices.

*Please note we do not check the local planning applications so please do so yourself before proceeding.

UTILITIES:

Water supply - Mains water

Sewerage - Mains

Electricity - Mains

Heating Source - Mains Gas

Broadband - Suggested speeds up to 1000mbps

ENVIRONMENT:

There has not been any flooding, mining or quarrying which has effected the property throughout our vendors ownership.

AGENTS NOTES:

Please note information within our sales particulars has been provided by the vendors. Paisley Properties have not had sight of the title documents and therefore the buyer is advised to obtain verification from their solicitor. References to the Tenure of the property are based upon information provided by the vendor and again the buyer should obtain verification from their solicitor.

All measurements are approximate and quoted in metric with imperial equivalents and for general guidance only and whilst every attempt has been made to ensure accuracy, they must not be relied on. We advise you take your own measurements prior to ordering any fixtures, fittings or furnishings.

The fixtures, fittings and appliances referred to have not been tested and therefore no guarantee can be given that they are in working order.

Internal photographs are produced for general information and it must not be inferred that any item shown is included with the property.

You are advised to check availability and book a viewing appointment prior to travelling to view.

PAISLEY PROPERTIES

We are available to do appointments up until 8pm Monday to Friday and up until 4pm Saturday and Sunday so please contact the office if you would like to arrange a viewing. We also offer a competitive sales and letting service, please contact us if you would like to arrange an appointment to discuss marketing your property through Paisley, we would love to help.

PAISLEY SURVEYORS

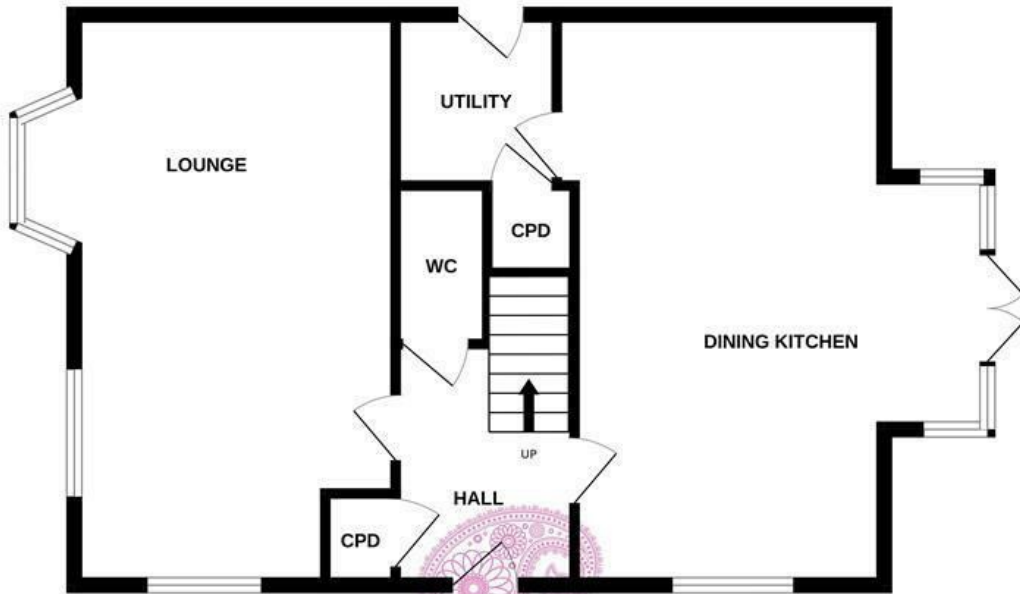
We work alongside Michael Kelly at Paisley Surveyors, who can assist you with any survey requirements on your purchase. We offer 3 levels of survey and can be contacted on 01484 501072 / office@paisley-surveyors.co.uk for a free, no obligation quote or for more information.

PAISLEY MORTGAGES

Mandy Weatherhead at our sister company, Paisley Mortgages, is available to offer clear, honest whole of market mortgage advice. We also run a first time buyer academy to help you prepare in advance for your first mortgage, home-mover and re-mortgage advice. If you would like to speak to Mandy, please contact us on 01484 444188 / 07534 847380 / mandy@paisleymortgages.co.uk to arrange an appointment.

*Your home may be repossessed if you do not keep up repayments on your mortgage. *

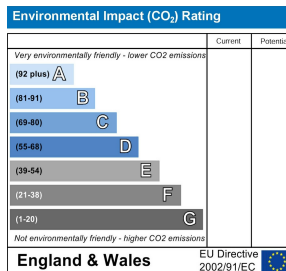
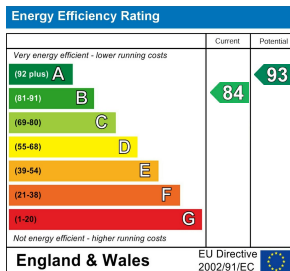
GROUND FLOOR



1ST FLOOR



Whilst every attempt has been made to ensure the accuracy of the floorplan contained here, measurements of doors, windows, rooms and any other items are approximate and no responsibility is taken for any error, omission or mis-statement. This plan is for illustrative purposes only and should be used as such by any prospective purchaser. The services, systems and appliances shown have not been tested and no guarantee as to their operability or efficiency can be given.
Made with Metropix ©2023



www.paisleyproperties.co.uk

Skelmanthorpe Office:
17 Commercial Road,
Skelmanthorpe, HD8 9DA
t: 01484 443893

Almondbury Office:
75-77 Northgate,
Almondbury, HD5 8RX
t: 01484 443922

Mapplewell Office:
4 Blacker Road,
Mapplewell, S75 6BW
t: 01226 395404

