



88 Maplewood Drive

, Middlesbrough, TS6 0GB


Offers Over £190,000



88 Maplewood Drive

, Middlesbrough, TS6 0GB

Offers Over £190,000



ENTRANCE PORCH

2'10" x 3'10" (0.86m x 1.17m)

Explore this delightful detached family home. As you step inside through the black double-glazed composite door, you'll immediately feel the warmth and inviting atmosphere. The entrance porch, with its plush carpet and cozy central heating radiator, sets the tone for the rest of the home.

RECEPTION ROOM

14'1" x 10'11" (4.29m x 3.33m)

Moving into the main reception room, you'll find yourself in a space designed for relaxation and family togetherness. The modern carpet underfoot and neutral painted walls create a calming environment, while the central heating radiator ensures a comfortable temperature for all. This room easily accommodates the whole family, making it perfect for movie nights, game nights, or simply curling up with a good book.

WC

3'3" x 4'10" (0.99m x 1.47m)

The spacious Ground floor W/C comprises a two piece suite which includes a hand basin and low-level toilet. This room has been decorated in a modern style with a single radiator for warmth.

KITCHEN DINER

9'2" x 20'2" (2.79m x 6.15m)

The kitchen diner is the heart of this home, a space designed for both culinary creations and family gatherings. The modern white gloss kitchen, complete with integrated appliances, offers sleek and practical design. The large rear double-glazed windows bathe the space in natural light and provide stunning views of the garden. The modern

grey floor tiles are not only easy to clean but also add a touch of sophistication. The kitchen seamlessly flows into the dining area, which can comfortably host everyone for memorable mealtime experiences. And through those large white UPVC French doors, you'll find direct access to the beautifully maintained rear garden.

LANDING

6'5" x 7'0" (1.96m x 2.13m)

The landing perceives as a large open space due to the colour choice made by the vendor comprising carpet, painted walls and UPVC double-glazed window to the side aspect of the property.

BEDROOM ONE

The first bedroom is a spacious retreat, boasting ample room for a double bed and generous storage. Located at the front of the property, it bathes in natural light pouring in through the UPVC double-glazed window. A radiator ensures cozy warmth on chilly evenings, making this a comfortable haven to unwind.

ENSUITE

4'5" x 7'10" (1.35m x 2.39m)

The en-suite bathroom is equipped with a sleek, three-piece white suite that includes a modern low-level toilet, a stylish hand basin, and a spacious double-step-in shower cubicle. The shower cubicle features a convenient thermostat-controlled shower, ensuring the perfect water temperature every time. The room is tastefully finished with painted walls and floor tiles, and it benefits from natural light pouring in through the frosted UPVC window.

Tel: 01642 462153

BEDROOM TWO

12'4" x 9'0" (3.76m x 2.74m '0.00m)

Bedroom two is a generously sized double room, peacefully positioned at the rear of the property. It boasts a UPVC double-glazed window that frames delightful views of the low-maintenance rear garden, bathing the room in natural light. This bedroom offers ample space to comfortably accommodate a double bed and storage furniture, ensuring a restful retreat. The interior features tastefully painted walls and plush cream carpet underfoot, creating a warm and inviting atmosphere.

BEDROOM THREE

9'2" x 10'7" (2.79m x 3.23m)

Tucked away to the rear of the property, Bedroom three serves as an expansive walk-in wardrobe, its generous proportions making it the ideal candidate for transformation into a nursery or home office. With ample space to accommodate a single bed and storage, this room offers the perfect blend of functionality and coziness.

FAMILY BATHROOM

6'5" x 8'10" (1.96m x 2.69m)

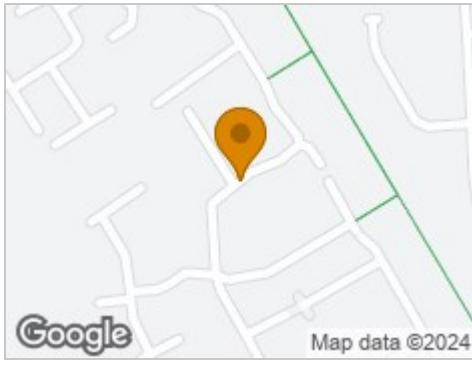
The family bathroom is a haven of cleanliness and light, featuring a crisp white three-piece suite that includes a low-level toilet, a spacious hand basin, and a generously sized paneled bath complete with shower attachments for ultimate flexibility. The room is bathed in brightness that pours in from the expansive frosted UPVC double-glazed window, and the carefully chosen colour scheme beautifully complements the easy-to-clean floor tiles, creating a space that is as practical as it is inviting.

EXTERNAL

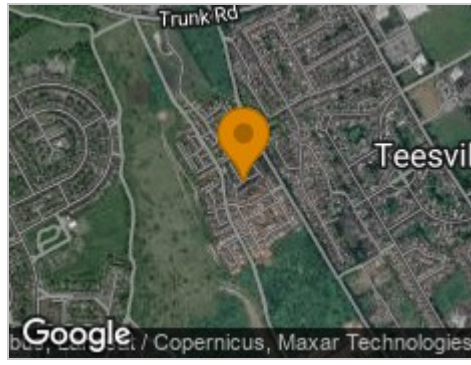
The property boasts a spacious, paved double driveway, providing ample parking and leading to a convenient single garage. A lush green verge adds a touch of natural beauty to the right-hand side. The rear of the property invites outdoor entertaining, featuring a expansive patio perfect for summer soirees with friends. A grassy area provides ample space for children's outdoor toys, creating an idyllic setting for family fun.



Road Map



Hybrid Map



Terrain Map



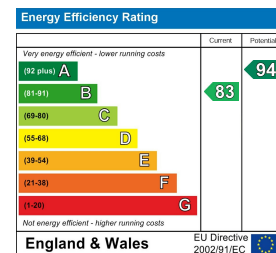
Floor Plan



Viewing

Please contact our Middlesbrough Office on 01642 462153 if you wish to arrange a viewing appointment for this property or require further information.

Energy Efficiency Graph



These particulars, whilst believed to be accurate are set out as a general outline only for guidance and do not constitute any part of an offer or contract. Intending purchasers should not rely on them as statements of representation of fact, but must satisfy themselves by inspection or otherwise as to their accuracy. No person in this firm's employment has the authority to make or give any representation or warranty in respect of the property.