



Hampstead Way, Hampstead Garden Suburb, NW11
Weekly Rental Of £1,150



800 finchley road, hampstead garden suburb, london, nw11 7tj
telephone 020 8458 5000 facsimile 020 8209 2068
email sales@litchfields.com web litchfields.com
offices also in crouch end & highgate

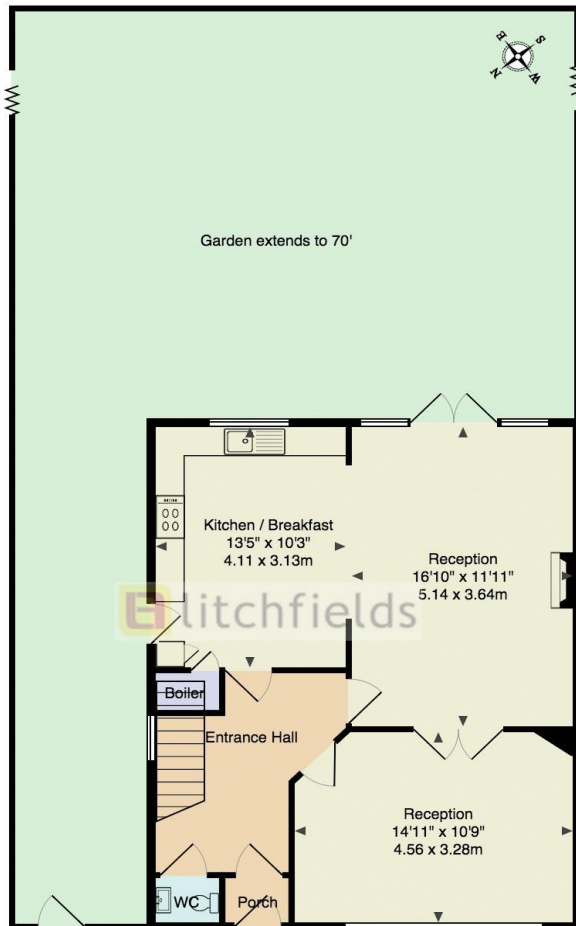
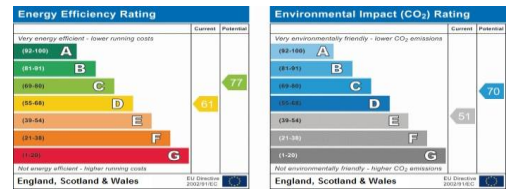
A well positioned four bedroomed semi detached house arranged over 3 floors, offering modern open plan living space. A few minutes walk to the shops, restaurants, supermarkets, cafes and bus routes of Temple Fortune and the Heath Extension. Comprising entrance hall, lounge, dining room, fully fitted luxury kitchen with central island, guest cloakroom. First floor; Principal bedroom with full length fitted wardrobes, well appointed modern family bathroom, 2 further double bedrooms. the 2nd floor comprises loft style bedroom with ensuite bathroom. There is a large rear garden with patio and the added advantage of a driveway for 1 car. Early viewing of this family home is strongly recommended. unfurnished. EPC D.



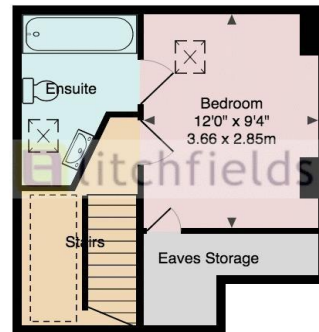


4 bed semi-detached house | 2 bathrooms (1 en-suite) | 2 reception rooms | Modern kitchen/breakfast room | Guest cloakroom | Wood floors throughout ground floor | Osp x 1 car | Large rear garden | Few minutes from luxury food stores, cafes, restaurants & buses | Short walk Heath Extension | Unfurnished

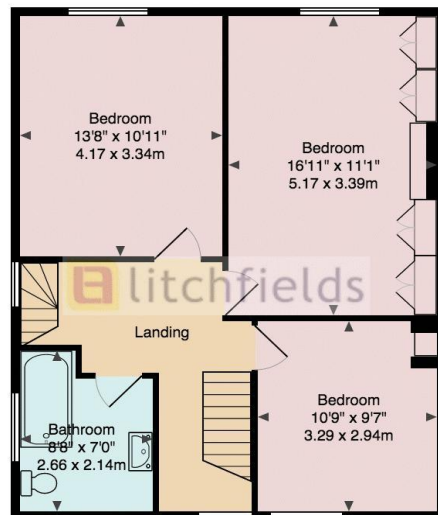
Hampstead Way NW11



Ground Floor
Area: 630 ft² ... 58.5 m²



Second Floor
Area: 234 ft² ... 21.7 m²



First Floor
Area: 630 ft² ... 58.5 m²

Total Area: 1494 ft² ... 138.8 m² (excluding eaves storage)

Dimensions are approximate, for display purposes only. (c) Peninsula Surveys Ltd.