



Land for sale Harvest Road, Newbridge, EH28

Description

Large plot of land, which is mostly woodland in nature and extending to an area of around 2 acres. It has an existing stone built stable which has been converted into a garage on the site and a further store. Previously drawn plans are available for residential dwellings. It is thought that a more modest plan would also be feasible, particularly if changing the nature of the old stable building from an outbuilding to a residential dwelling.


It would suit a variety of purchasers, particularly given the close proximity to Edinburgh and the scenic rural setting. The adjacent property has a mains gas connection and mains water, so a new connection should be possible. There is no mains drainage currently.



VIEWING DETAILS

Please call DMD Law 0131 316 4666
or check online for the up to date price
information and viewing arrangements.

WWW.DMDLAW.CO.UK



EPC RATING
N/A



LOOKING FOR MORE INFORMATION
ABOUT SELLING YOUR PROPERTY?

We offer free market appraisals on request

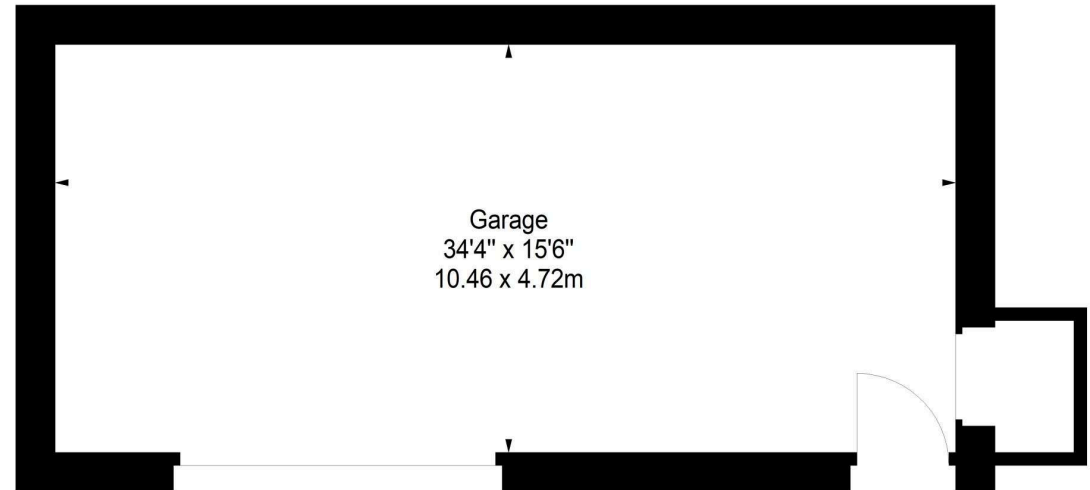
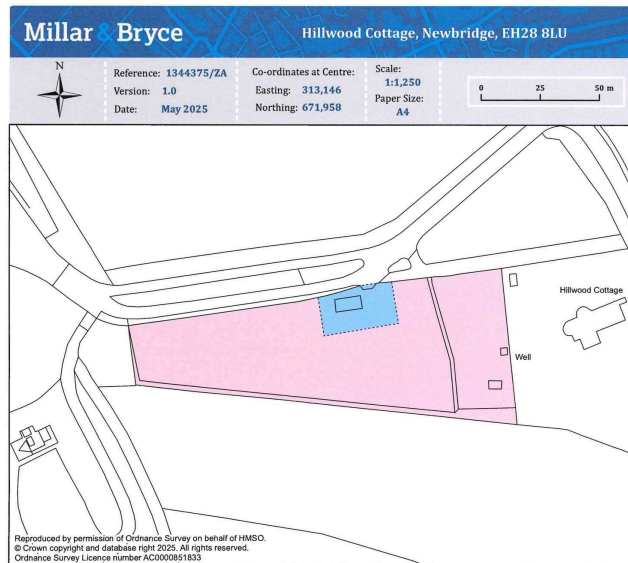
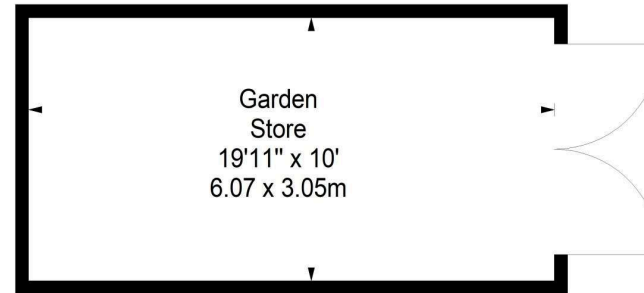
Location

The property is located off Harvest Road opposite the West Entrance to the Norton House Hotel. There are local shops and amenities in Ratho Station, Ratho and Newbridge with further more extensive shopping facilities at the Gyle and Hermiston Gait. It lies in the school catchment area for St Andrew's RC Primary school, Hillwood Primary School, St Augustine's RC High School and Craigmount High School. Nearby Norton House and Dalmahoy offer gym, swimming and spa facilities. There are many well regarded golf courses nearby such as Ratho Park, Dalmahoy and Gogarburn golf clubs. The highly regarded Bridge Inn sits on the banks of the Union Canal, which provides many leisure opportunities including scenic walks along the towpaths, canoeing and barge trips. The Edinburgh International Climbing Area (EICA) and Lost Short Surf is also nearby. There are frequent buses to Edinburgh operating nearby and it is well placed for the city bypass and main motorway networks. It is also within easy reach of Ingliston Park and Ride for Trams into the City Centre and about 8 minutes drive from Edinburgh Airport.





Out Buildings
 Approx. Gross Internal Area
 553 Sq Ft - 51.37 Sq M
 For identification only. Not to scale.
 © SquareFoot 2025



Ground Floor

DMD SOLICITORS &
 ESTATE AGENTS

Offers can be submitted in writing, fax or email:

DMD Solicitors and Estate Agents
 22 St. John's Road, Corstorphine, EH12 6NZ
 DX 550 440 Edinburgh 44

F: 0131 539 7035
 E: property@dmdpartnership.co.uk
 T: 0131 316 4666

www.dmdlaw.co.uk

PrimeLocation.com

espc

zoopla

rightmove