



12 Skaife Apartments, Corunna Court, Wrexham, LL13 8AF

£115,000

Olivegrove are pleased to offer this first floor 2 bedroom luxury apartment situated in an electric gated secure community of Corunna Court. The property comprises of a communal hallway, inner hallway, lounge, modern kitchen which has the benefit of a 4 ring gas hob, single oven, integrated dishwasher & washer/dryer as well as free standing fridge/freezer. Master bedroom with fitted wardrobes and an ensuite shower room, a good size second bedroom with fitted wardrobes, family bathroom. Double glazing, secure phone entry system and two allocated parking spaces.

***LANDLORDS ONLY - CONTRACT HOLDER IN SITU UNTIL 05/08/2024 ***

Communal Hall

The apartment is accessed via a communal entrance and is located on the first floor via a flight of stairs.

Entrance Hallway

Carpet to floor. Door to large storage cupboard, intercom entrance system, thermostat, smoke alarm, radiator, doors off:

Living Room 15'4" x 10'8" (4.68m x 3.27m)

Carpet to Floor. Juliet balcony and double glazed window to the front elevation, 2 x radiators, tv point, telephone point, double sockets, arch to

Kitchen 11'8" x 7'10" (3.58m x 2.40m)

Modern high gloss wall, drawer and base units with complementary worktop over. Integrated dishwasher, washing machine and electric oven. Gas hob with stainless steel extractor over. Stainless steel sink with mixer tap over. Space for fridge/freezer. Slate effect vinyl flooring, cupboard housing gas combi boiler, double glazed window to the front elevation.

Bathroom 7'8" x 5'6" (2.36m x 1.70m)

Comprising of a white suite, panelled bath with chrome mixer / shower tap, low level w.c, and pedestal wash hand basin. Shaver point, inset spotlights. Part tiled walls and slate effect vinyl flooring, extractor fan.

Main Bedroom 12'7" x 10'8" max (3.84m x 3.26m max)

Carpet to Floor. 2 x Double glazed windows to the rear elevation. Built in sliding wardrobes. TV and telephone point, sockets, radiator, door to:

En-suite 7'6" x 3'10" (2.31m x 1.17m)

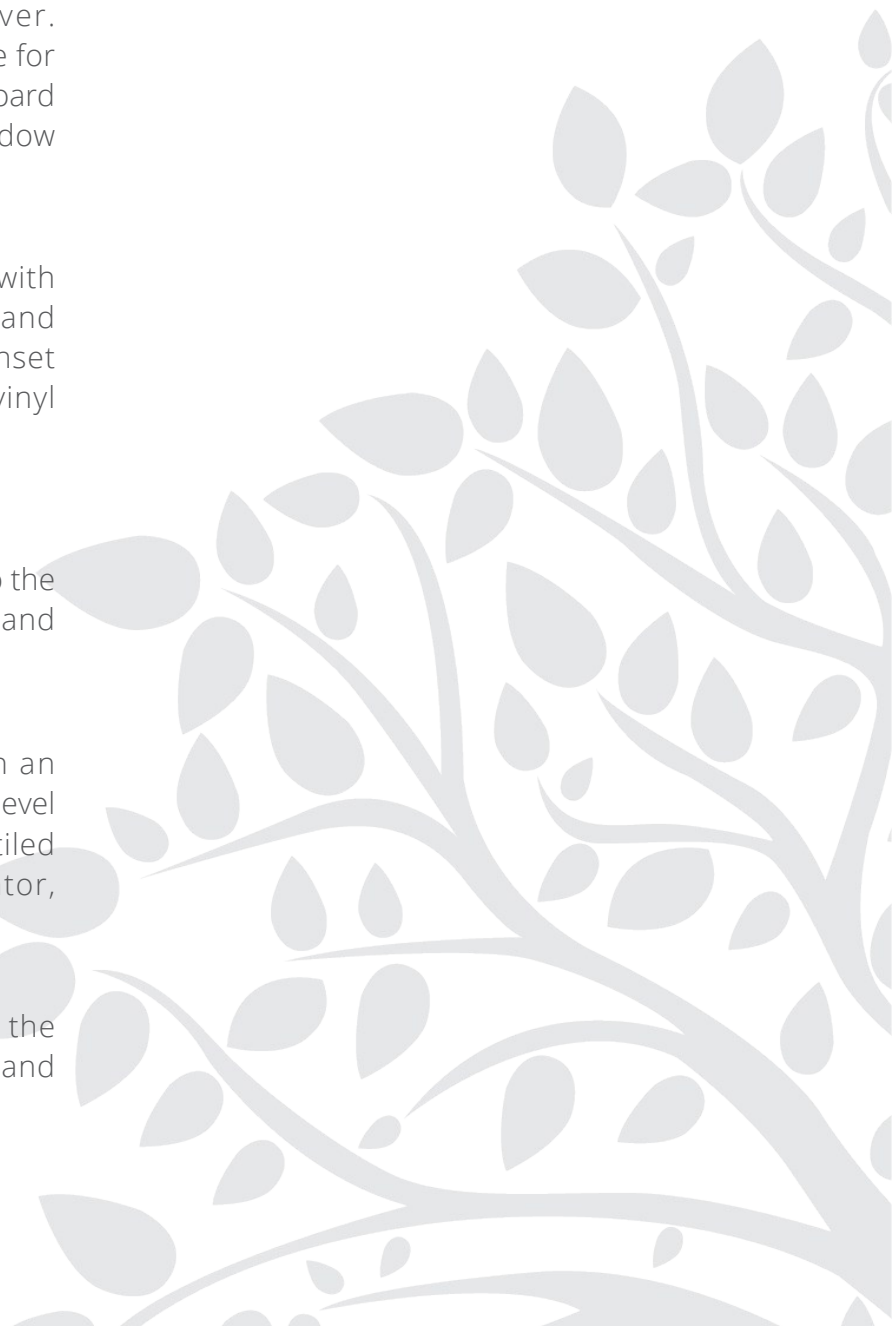
Comprises of a large shower cubicle with an electric shower and glass shower screen, low level w.c. and pedestal wash hand basin. Part tiled walls and slate effect vinyl flooring. Radiator, shaver point. inset spotlights, extractor fan.

Bedroom 2 11'7" x 7'1" (3.55m x 2.18m)

Carpet to Floor. Double glazed windows to the rear elevation. Built in sliding wardrobes. TV and telephone point, sockets, radiator.

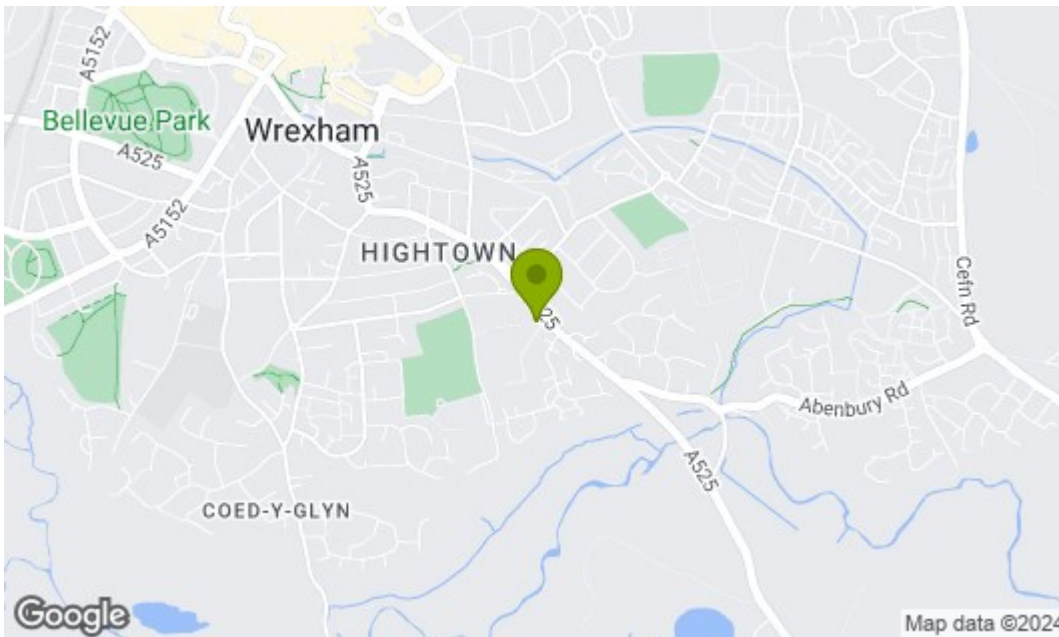
Externally

There are two allocated parking spaces.

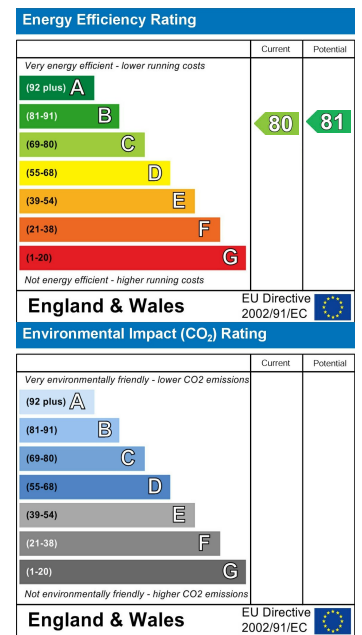


Floor Plan

Area Map



Energy Efficiency Graph



These particulars, whilst believed to be accurate are set out as a general outline only for guidance and do not constitute any part of an offer or contract. Intending purchasers should not rely on them as statements of representation of fact, but must satisfy themselves by inspection or otherwise as to their accuracy. No person in this firm's employment has the authority to make or give any representation or warranty in respect of the property.