

66 West End · Redruth · Cornwall · TR15 2SQ

t: 01209 210333

e: bill@billbannister.co.uk · www.billbannister.co.uk

**BILL
BANNISTER**

Sales & Lettings



Armored, 54B

Cadogan Road, Camborne, TR14 7RY

Guide price £305,000



Situated on a good sized mature plot, this detached bungalow offers family sized accommodation and would now benefit from some updating. There are lovely countryside views and the property offers three bedrooms, a lounge/diner, kitchen, bathroom and a separate wc. It is double glazed and this is complemented by gas fired heating. Externally there are well stocked gardens to both the front and rear, a garage and driveway parking for several vehicles.



Located in the popular area of Beacon with views over the countryside, this two bedroom detached bungalow sits on a good sized plot. In our opinion the property is in need of some updating giving someone the opportunity to put their own stamp on it. When entering the property the hallway provides two storage cupboards with one housing the Worcester gas combination boiler. Doors then lead to a lounge/diner, a kitchen, two bedrooms, a bathroom and separate WC. The lounge has a focal point gas fire (which is disconnected at the present time) and a door leads out to the rear garden. Both the kitchen and lounge have views across the countryside. Two bedrooms are doubles with the master having built-in storage and a desk. The third bedroom is a single room. In the bathroom there is a panelled bath with a mixer shower over and a separate WC. To the front of the property there is a drive providing parking for 3/4 vehicles which leads to a garage. There is a lawned area and a path to the rear garden which has a raised patio which takes in views across the countryside. The property has gas central heating and this is complemented by double glazing throughout.

The village of Beacon provides a range of local amenities including a local shop, fish and chip shop, a cricket club and a chapel. Beacon is a popular village with views and countryside walks. Camborne town centre is approximately a mile away and offers a range of shops, cafes/eateries, schools and travel links with a main line railway and bus station.

Obscure glazed door leading to:

HALLWAY

Providing two storage cupboards, one with a hanging rail and the other is a shelved airing cupboard housing the Worcester gas combination boiler. Loft access. Doors leading to:

LOUNGE/DINER

12'0" x 18'0" (3.68m x 5.51m)

The lounge is light and airy with two windows giving a dual aspect and a door to the rear garden. The window to the rear takes in views across the countryside. There is a focal point gas fire (which has been disconnected) with a tiled surround and hearth. Serving hatch. Two radiators.

KITCHEN

10'5" x 9'10" (3.20m x 3.02m)

Providing a range of eye level and base units with the benefit of a larder cupboard. Space for white goods and plumbing for a washing machine. Cooker hood. Stainless steel sink and drainer with a tiled splash back. Serving hatch. Double glazed window with countryside views.

BEDROOM 1

11'6" x 9'10" (3.52m x 3.01m)

Radiator. Double glazed window to the front elevation.

BEDROOM 2

8'6" x 9'9" (2.61m x 2.98m)

A double room with an alcove for a wardrobe and two storage cupboards over. Double glazed window to the side elevation. Radiator.

BEDROOM 3

8'8" x 8'7" (2.66m x 2.64m)

Double glazed window to the front elevation. Radiator.

BATHROOM

5'2" x 5'4" (1.58m x 1.63m)

Panelled bath with a mixer shower over, shower curtain and pole. Pedestal wash hand basin. Wall mounted mirror with a wall mounted light over. Tiled walls. Obscure double glazed window.

WC

Low level WC. Obscure double glazed window.

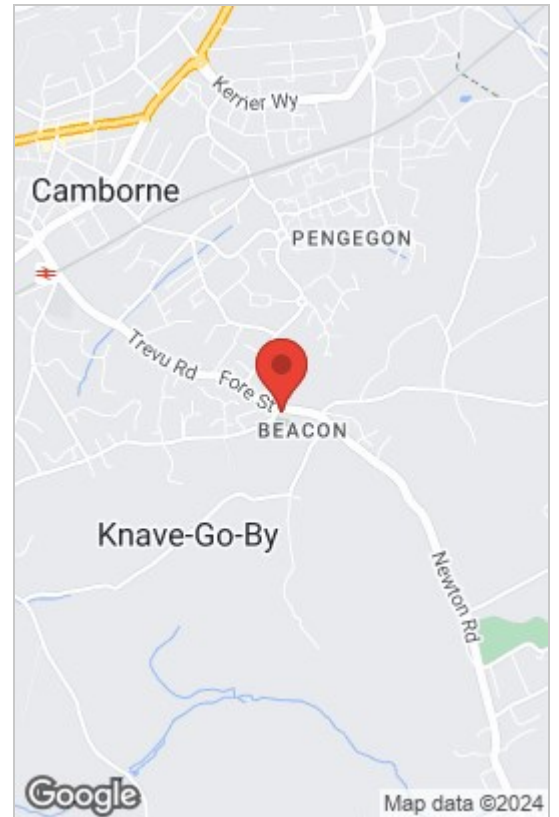
OUTSIDE

In the front of the property there is a lawned area with trees and hedging. A driveway which provides parking for three/four vehicles leads to the GARAGE 2.80m x 5.70m (9'2 x 18'8) with power connected and an up and over door. To the rear of the property is a raised patio area taking in the views across the countryside with a path giving access to the front of the property and a side door into the garage. Steps lead down to the garden which is mainly laid to lawn and bordered with trees and mature shrubs.

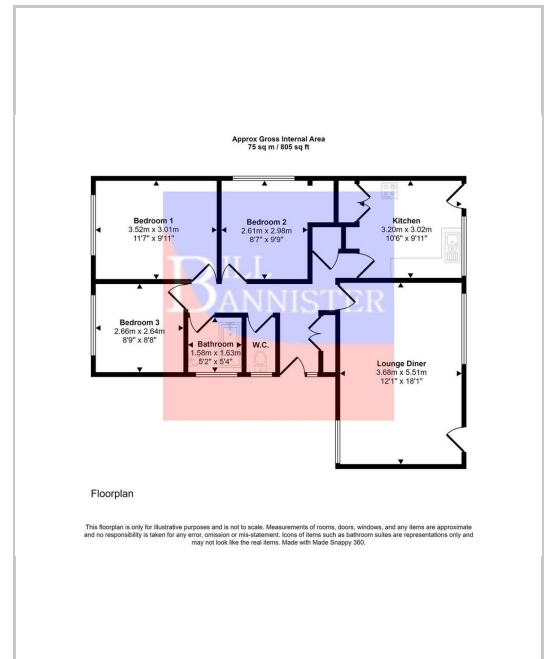
DIRECTIONS

From Camborne railway station proceed over the railway line and continue up the hill into the village of Beacon. Take the turning on the right before Beacon Square and the property will be found on the left hand side.

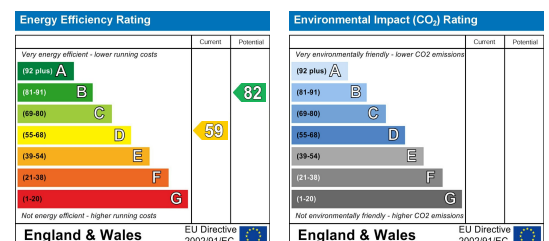
Area Map



Floor Plans



Energy Efficiency Graph



These particulars, whilst believed to be accurate are set out as a general outline only for guidance and do not constitute any part of an offer or contract. Intending purchasers should not rely on them as statements of representation of fact, but must satisfy themselves by inspection or otherwise as to their accuracy. No person in this firm's employment has the authority to make or give any representation or warranty in respect of the property.