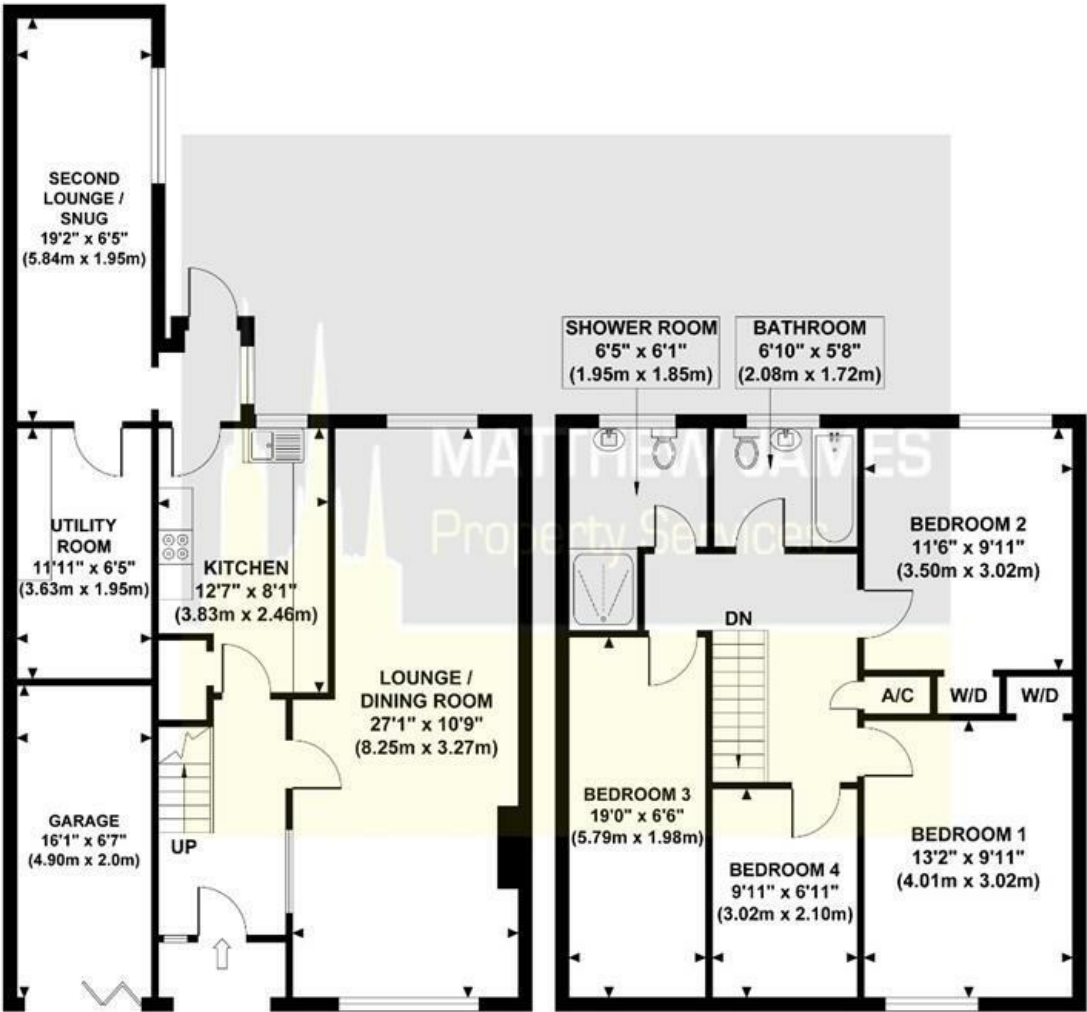


BALLINGHAM CLOSE

Approximate Gross Internal Area 1436 sq ft / 133.40 sq m

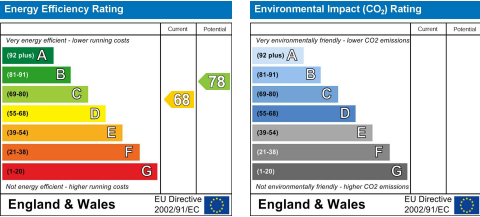


GROUND FLOOR  
GROSS INTERNAL  
FLOOR AREA 788 SQ FT

FIRST FLOOR  
GROSS INTERNAL  
FLOOR AREA 648 SQ FT

Although every attempt has been made to ensure accuracy, all measurements are approximate and no responsibility is taken for any error, omission, or mid-statement. This floor plan is for illustrative purposes only and not to scale. Measured in accordance to RICS standards.

These particulars, whilst believed to be accurate are set out as a general outline only for guidance and do not constitute any part of an offer or contract. Intending purchasers should not rely on them as statements of representation of fact, but must satisfy themselves by inspection or otherwise as to their accuracy. No person in this firms employment has the authority to make or give any representation or warranty in respect of the property.



CONTACT INFORMATION

24a Warwick Row, Coventry CV1 1EY

02477 170170

info@matthewjames.uk.com

www.matthewjames.uk.com

Facebook

Twitter

MATTHEW JAMES  
Property Services



15 Ballingham Close  
Tile Hill, COVENTRY CV4 9ST

FOUR / FIVE BEDROOMS... END OF CUL-DE-SAC LOCATION... MASSIVELY EXTENDED TO SIDE AND REAR... TWO RECEPTION ROOMS... FAMILY BATHROOM AND FURTHER SHOWER ROOM ON FIRST FLOOR... GARAGE AND OFF ROAD PARKING... UTILITY ROOM... GREAT LOCATION. Located at the end of a sought after cul-de-sac, this lovely semi detached property is all ready to go for you. Massively extended to the side and rear and incorporating through lounge, kitchen, utility room, further reception room which could very easily be a ground floor bedroom, larger than average utility room, four bedrooms to the first floor with a family bathroom with newly installed shower over bath and a shower room with walk-in shower enclosure as well for those that like a bath and a shower! Having PVCu double glazing throughout and Worcester central heating boiler that has been regularly serviced. A garage and off road parking to the front with mature planted garden and a private rear garden that has been designed to be relatively maintenance free. Located just off Jobs Lane, its perfect for those that need to be close to local amenities and bus routes into Coventry Centre. Does this sound like your next family home? Call us now to book your viewing!

£305,000



15 Ballingham Close  
Tile Hill, COVENTRY CV4 9ST

 4

 2

 2

 D

- \*\* FOUR / FIVE BEDROOMS \*\*
  - \*\* TWO RECEPTION ROOMS \*\*
  - \*\* GARAGE AND OFF ROAD PARKING \*\*
- \*\* SEMI DETACHED \*\*
  - \*\* BATHROOM AND FURTHER SHOWER ROOM ON FIRST FLOOR \*\*
  - \*\* END OF CUL-DE-SAC LOCATION \*\*
- \*\* MASSIVELY EXTENDED TO SIDE & REAR \*\*
  - \*\* LARGE UTILITY ROOM \*\*
  - \*\* LOVELY FAMILY HOME \*\*

Front Garden

Entrance Hallway

Lounge / Dining Room  
27'1 x 10'9 (8.26m x 3.28m)

Kitchen  
12'7 x 8'1 (3.84m x 2.46m)

Inner Lobby

Second Lounge / Snug /  
Bedroom Five  
19'2 x 6'5 (5.84m x 1.96m)

Utility Room  
11'11 x 6'5 (3.63m x 1.96m)

First Floor Landing

Bedroom One

13'2 x 9'11 (4.01m x 3.02m)

Bedroom Two

11'6 x 9'11 (3.51m x 3.02m)

Bedroom Three

19'0 x 6'6 (5.79m x 1.98m)

Bedroom Four

9'11 x 6'11 (3.02m x 2.11m)

Family Bathroom

6'10 x 5'8 (2.08m x 1.73m)

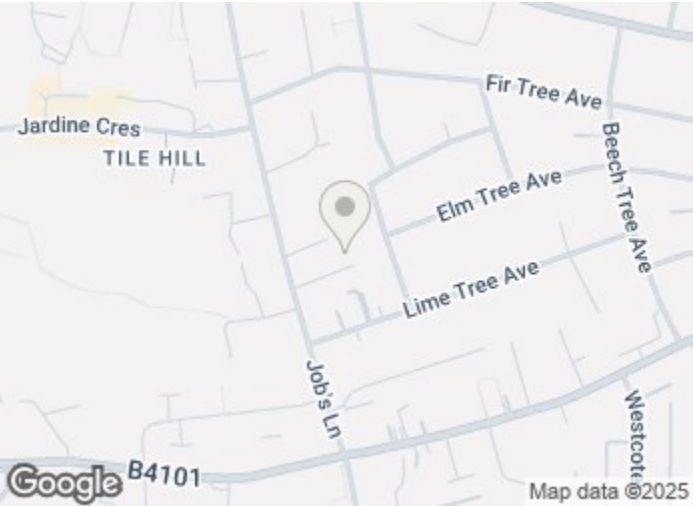
Shower Room

6'5 x 6'1 (1.96m x 1.85m)

Rear Garden

Garage & Off Road Parking  
16'1 x 6'7 (4.90m x 2.01m)

Cul-De-Sac Photo



Directions

