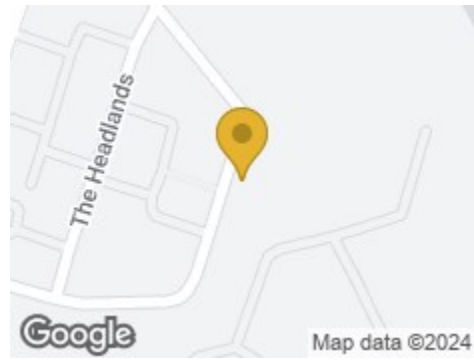


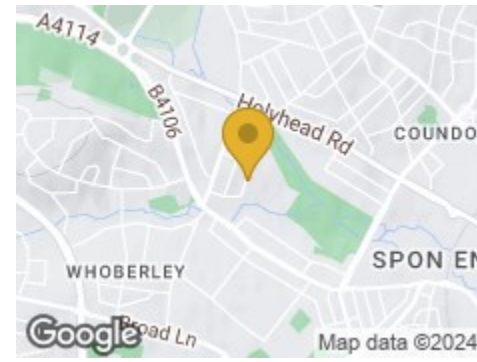
Road Map



Hybrid Map



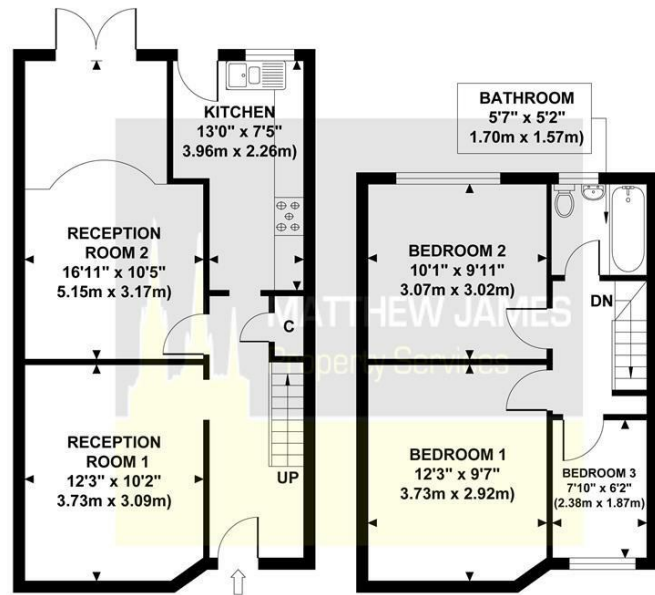
Terrain Map



MATTHEW JAMES
Property Services

Floor Plan

LINCROFT CRESCENT
Approximate Gross Internal Area
804 sq ft / 74.7 sq m



GROUND FLOOR
GROSS INTERNAL
FLOOR AREA 457 SQ FT

FIRST FLOOR
GROSS INTERNAL
FLOOR AREA 347 SQ FT

Although every attempt has been made to ensure accuracy, all measurements are approximate and no responsibility is taken for any error, omission, or mid-statement. This floor plan is for illustrative purposes only and not to scale. Measured in accordance to RICS standards.



90 Lincroft Crescent

Counton, Coventry CV5 8GX

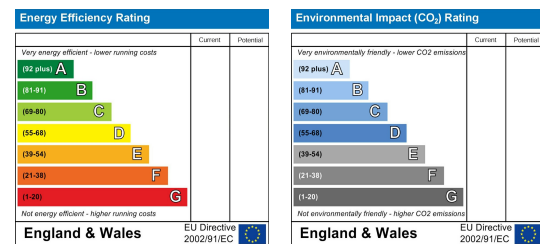
Offers Over £220,000



Viewing

Please contact us on 02477 170170 if you wish to arrange a viewing appointment for this property or require further information.

Energy Efficiency Graph



These particulars, whilst believed to be accurate are set out as a general outline only for guidance and do not constitute any part of an offer or contract. Intending purchasers should not rely on them as statements of representation of fact, but must satisfy themselves by inspection or otherwise as to their accuracy. No person in this firm's employment has the authority to make or give any representation or warranty in respect of the property.

CONTACT INFORMATION

24a Warwick Row, Coventry CV1 1EY

02477 170170

info@matthewjames.uk.com

www.matthewjames.uk.com

Facebook

Twitter



90 Lincroft Crescent

Coundon, Coventry CV5 8GX

Offers Over £220,000



Driveway

Entrance Hallway

Reception Room One

12'3 x 10'2

Reception Room Two

16'11 x 10'5

Kitchen

13'0 x 7'5

Upstairs Landing

Family Bathroom

5'7 x 5'2

Bedroom One

12'3 x 9'7

Bedroom Two

10'1 x 9'11

Bedroom Three

7'10 x 6'2

Rear Garden

