

# Wenlock & Taylor



Jersey Avenue, Stanmore

Middx, HA7 2JQ

Price £670,000





Jersey Avenue, Stanmore, Middx, HA7 2JQ

We are pleased to offer this full-width rear extended 1065 sq.ft (99 sq.m) semi detached bungalow comprising 2 (or) 3 bedrooms (3rd bedroom currently arranged as a dining room), 20ft reception, kitchen, family bathroom, shower/wc, 90ft x 35ft (visual estimate) south facing rear garden, integral garage with off street parking to the front and offered with no upper chain. The property is equipped with double glazed windows, central heating, built in wardrobes to bedroom one, period style fireplace in the reception room and is located close to local shopping facilities and bus routes along Kenton Lane & Streatfield Road and walking distance to both Queensbury (Jubilee Line) & Harrow & Wealdstone (Lioness & Bakerloo Line) stations. Tenure is Freehold and the Council Tax Band is 'D' (Harrow Council).



**ENTRANCE LOBBY**  
with double glazed external door leading to inner main door.

**HALLWAY**  
with door to garage, radiator.

**RECEPTION**  
20'6 x 12'1 (6.25m x 3.68m)  
with period style fireplace, radiator, double glazed doors to rear garden, double doors leading to bedroom 3/dining room.

**BEDROOM 1**  
12'10 x 9'11 (3.91m x 3.02m)  
with bay radiator, double glazed windows, built in wardrobes.

**BEDROOM 2**  
11'7 x 9'0 (3.53m x 2.74m)  
with double glazed windows, radiator.

**BEDROOM 3/DINING ROOM**  
20'0 x 10'4 (6.10m x 3.15m)  
with access to loft space, double doors leading to reception, double glazed windows, radiator, built in cupboard with gas and electric meters, access to rear hall and doors leading to kitchen, shower/wc and garage.



**KITCHEN**  
12'7 x 7'2 (3.84m x 2.18m)  
with inset sink and drainer, oak wall and base cupboards and display cabinets, work surface, 4 ring hob and oven, tiled splashback, central heating boiler, tiled floor, radiator, plumbing for washing machine and dishwasher, double glazed window and door to rear garden.

**BATHROOM/WC**  
Lemon coloured suite comprising bath, pedestal wash hand basin, wc, part tiled walls, radiator, velux roof window.

**SHOWER/WC**  
with built in shower cubicle, was hand basin, wc, tiled floor, tiled walls, radiator.

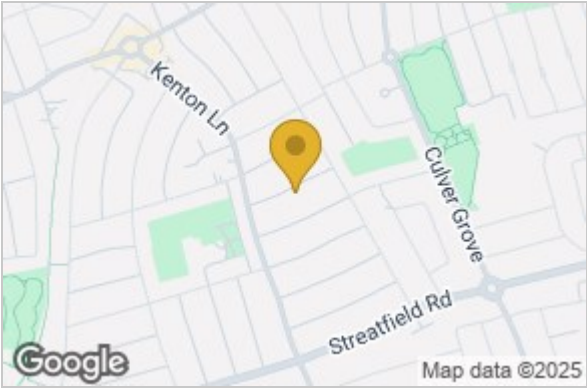
**GARDEN**  
at rear 90ft x 35ft approx (Visual estimate), south facing and with patio.

**GARAGE & OFF STREET PARKING**  
of single size with power and off street parking to front for 2 cars.


**TENURE**  
The tenure is Freehold.

The operational condition of the services and appliances connected at the property have not been checked and as such no warranties are offered thereto.

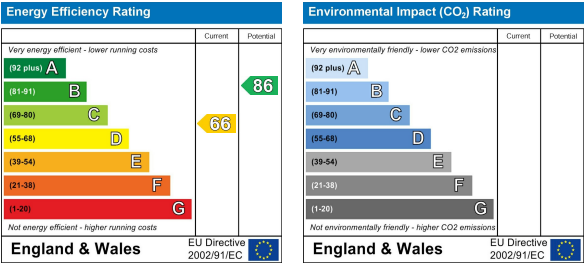
Area Map



Floor Plan



Energy Efficiency Graph



These particulars, whilst believed to be accurate are set out as a general outline only for guidance and do not constitute any part of an offer or contract. Intending purchasers should not rely on them as statements of representation of fact, but must satisfy themselves by inspection or otherwise as to their accuracy. No person in this firms employment has the authority to make or give any representation or warranty in respect of the property.